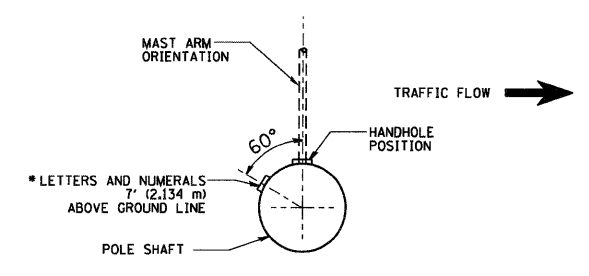
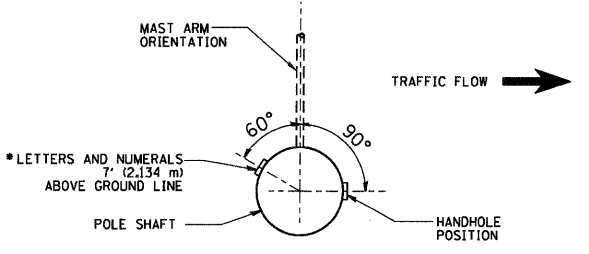


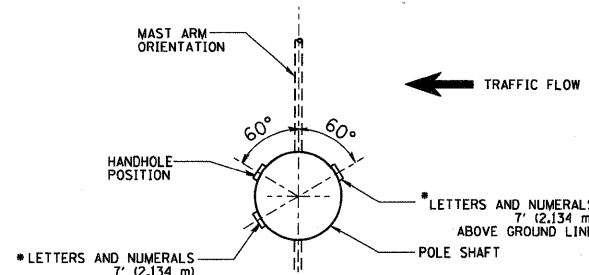
6' (1.8 m) SINGLE MEMBER MAST ARM  
(N.T.S.)



POSITION OF HANDHOLE AND POLE NUMBER FOR SINGLE MAST ARM POLES MOUNTED ON BRIDGE PARAPET OR BARRIER WALL

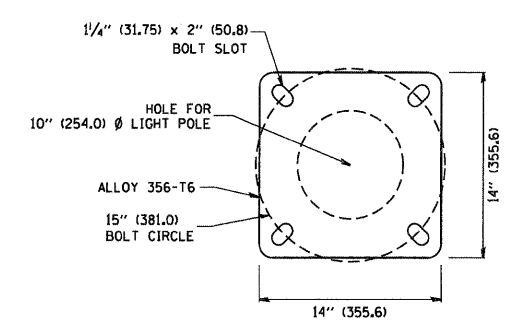


POSITION OF HANDHOLE AND POLE NUMBER FOR SINGLE MAST ARM POLES

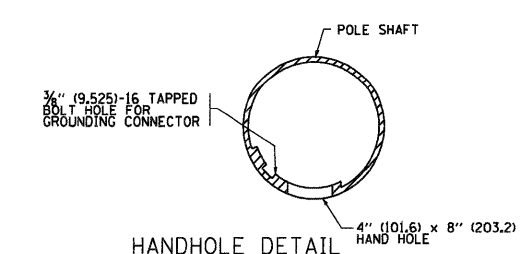


POSITION OF HANDHOLE AND POLE NUMBER FOR TWIN MAST ARM POLES

- NOTES:
1. ALL DIMENSIONS ARE IN INCHES (MILLIMETERS) UNLESS OTHERWISE SHOWN.
  2. MOUNTING HEIGHT IS DEFINED AS THE DISTANCE FROM THE CENTERLINE OF THE TENON TO THE BOTTOM OF THE ANCHOR BASE.
  3. TWO PIECE SHAFT WILL BE MATCHED MARKED AND INTERCHANGEABLE BETWEEN DIFFERENT UNITS. FIELD DRILLING OF THE HOLES WILL NOT BE ALLOWED.
  4. THE LIGHT POLE WILL MEET AASHTO DESIGN CRITERIA AS SPECIFIED.
  5. THE INSTALLING CONTRACTOR WILL PROVIDE A UL LISTED GROUNDING CONNECTOR, BURNDY K2C23, T&B SP4DL OR APPROVED EQUAL.
  6. LIGHT POLES WILL NOT BE INSTALLED WITHOUT MAST ARMS AND LUMINAIRES.
  7. LIGHT POLES WILL BE SET PLUMB ON THE FOUNDATION WITHOUT THE USE OF LEVELING NUTS, WASHERS OR SHIMS.
  8. LIGHTING UNIT IDENTIFICATION NUMBERS SHALL BE INSTALLED BEFORE THE LIGHTING UNIT IS ENERGIZED.



LIGHT POLE BASE PLATE DETAIL  
15 INCH (381.0) BOLT CIRCLE



HANDHOLE DETAIL  
(N.T.S.)

FILE NAME = W:\dststd\22x34\be488.dgn	USER NAME = geglienobt	DESIGNED -	REVISED - R. TOMSONS 09-06-00	<b>STATE OF ILLINOIS DEPARTMENT OF TRANSPORTATION</b>	<b>ALUMINUM LIGHT POLE</b>			F.A. RTE.	SECTION	COUNTY	TOTAL SHEETS	SHEET NO.
	PLOT SCALE = 50.000' / IN.	DRAWN -	REVISED - R. TOMSONS 09-03-03		47'-6" (14.478 m) MOUNTING HEIGHT						781	574
	PLOT DATE = 1/4/2008	CHECKED -	REVISED -		SCALE: NONE			SHEET NO. 1 OF 1 SHEETS	STA.	TO STA.	FED. ROAD DIST. NO. 1 [ILLINOIS] FED. AID PROJECT	