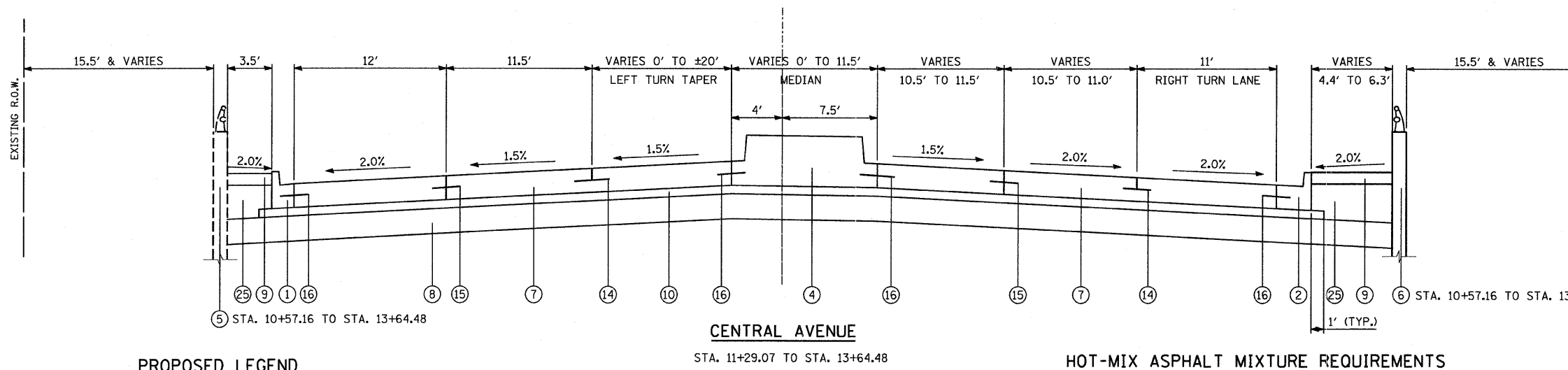
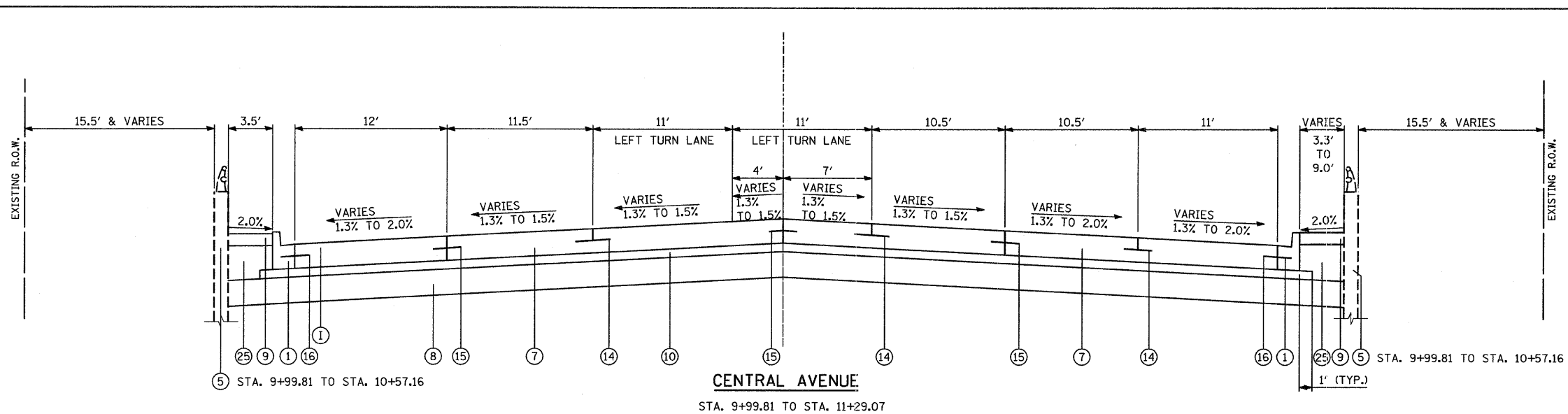
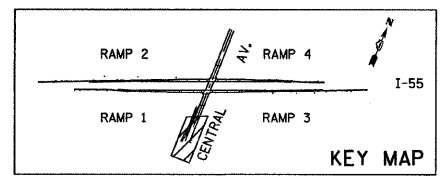


CENTRAL AVENUE

STRUCTURAL DESIGN TRAFFIC:	YEAR 2014
PV = 28,698	SU = 3,742 MU = 1,888
ROAD/STREET CLASSIFICATION:	CLASS 1
PERCENT OF STRUCTURAL DESIGN TRAFFIC IN DESIGN LANE:	
P = 8%	S = 37% M = 37%
TRAFFIC FACTOR:	ACTUAL TF = 13.72 AC TYPE = XX
	MINIMUM TF = 4.96
SUBGRADE SUPPORT RATING:	
SSR = 2.00 (STA. to)	
SSR = X.XX (STA. to)	



PROPOSED LEGEND

- ① COMBINATION CONC. CURB & GUTTER, TYPE B-6.12
- ② COMBINATION CONC. CURB & GUTTER, TYPE B-6.24
- ③ AGGREGATE SHOULDERS, TYPE B, 6"
- ④ CONCRETE MEDIAN, TYPE SB-6.12
- ⑤ CONCRETE RETAINING WALL (EXISTING)
- ⑥ MECHANICALLY STABILIZED EARTH RETAINING WALL (PROPOSED)
- ⑦ PORTLAND CEMENT CONCRETE PAVEMENT, 11" (JOINTED)
- ⑧ AGGREGATE SUBGRADE, 12"
- ⑨ PORTLAND CEMENT CONCRETE SIDEWALK, 5"
- ⑩ STABILIZED SUBBASE - HOT-MIX ASPHALT, 4 1/2"
- ⑪ EROSION CONTROL BLANKET
- ⑫ TOPSOIL FURNISH AND PLACE, 4"
- ⑬ SEEDING, CLASS 2A
- ⑭ SAWED LONGITUDINAL JOINT WITH NO. 6 TIE BARS @ 30" CENTERS (INCLUDED IN COST OF PCC PAVEMENT)
- ⑮ LONGITUDINAL CONSTRUCTION JOINT WITH NO. 6 TIE BARS @ 24" CENTERS (INCLUDED IN COST OF PCC PAVEMENT)
- ⑯ CONSTRUCTION JOINT WITH NO. 6 TIE BARS @ 24" CENTERS (INCLUDED IN COST OF CURB AND GUTTER OR MEDIAN)
- ⑰ LONGITUDINAL CONSTRUCTION JOINT WITH NO. 6 TIE BARS @ 24" CENTERS DRILL AND GROUT IN PLACE (INCLUDED IN COST OF PCC PAVEMENT)
- ⑱ STEEL PLATE BEAM GUARDRAIL, TYPE A
- ⑲ PORTLAND CEMENT CONCRETE PAVEMENT, 15" (JOINTED)
- ⑳ CRC PAVEMENT, 15"
- ㉑ HOT-MIX ASPHALT SURFACE COURSE MIX "D", N70, 1-1/2"
- ㉒ HOT-MIX ASPHALT BINDER COURSE, IL 19.0, N70, 12"
- ㉓ HOT-MIX ASPHALT BINDER COURSE, IL 19.0, N70, 13.5"
- ㉔ SUBBASE GRANULAR MATERIAL, TYPE B 6"
- ㉕ AGGREGATE BASE COURSE, TYPE B
- ㉖ BRIDGE APPROACH PAVEMENT CONNECTOR (PCC)
- ㉗ MOMENT SLAB (SEE MSE WALL PLANS)
- ㉘ REINFORCED SOIL MASS (SEE MSE WALL PLANS)
- ㉙ PROPOSED SINGLE FACE CONCRETE BARRIER (SPECIAL)
- ㉚ PROPOSED CONCRETE BARRIER BASE (SPECIAL)
- ㉛ PROPOSED PIPE UNDERDRAINS, 8" SPECIAL (36" BELOW PAVED SURFACE)
- ㉜ POLYMERIZED HOT-MIX ASPHALT SURFACE COURSE, MIX "F", N90, 1 1/2"

HOT-MIX ASPHALT MIXTURE REQUIREMENTS

SHOULDERS	% AIR VOIDS @Ndes
POLYMERIZED HOT-MIX ASPHALT SURFACE COURSE, MIX "F", N90; 1 1/2" OR 1 3/4"	4% @ 90 Gyr.
HOT-MIX ASPHALT SURFACE COURSE, MIX "D", N70 (IL 9.5 mm); 1 1/2"	4% @ 70 Gyr.
HOT-MIX ASPHALT BINDER COURSE, IL 19.0, N70; 12"; 13.5"	4% @ 70 Gyr.
TEMPORARY PAVEMENT	
TEMPORARY PAVEMENT (INTERSTATE) (HMA SURFACE COURSE, MIX "D", N70) (IL 9.5 mm); 1 1/2"	4% @ 70 Gyr.
TEMPORARY PAVEMENT (INTERSTATE) (HMA BINDER IL-19mm); 10 1/2"	4% @ 70 Gyr.
STABILIZED SUB-BASE	
STABILIZED SUBBASE - HOT-MIX ASPHALT, 4 1/2" ; 4 1/2"	3% @ 50 Gyr.

- NOTES:
- THE UNIT WEIGHT USED TO CALCULATE ALL HMA SURFACE MIXTURE QUANTITIES IS 112 LBS/SQ YD/IN.
 - THE "AC TYPE" FOR POLYMERIZED HMA MIXES SHALL BE "SBS/SBR PF 70-22" AND FOR NON-POLYMERIZED HMA THE "AC TYPE" SHALL BE "PG 64-22" UNLESS MODIFIED BY DISTRICT ONE SPECIAL PROVISIONS.
 - FOR "PERCENT OF RAP" SEE DISTRICT ONE SPECIAL PROVISIONS.
 - ALL TEMPORARY PAVEMENT (INTERSTATE) WITHIN IDOT JURISDICTION SHALL BE, AT THE OPTION OF THE CONTRACTOR, EITHER (1) 8 1/2" PORTLAND CEMENT CONCRETE BASE COURSE, OR (2) 12" HMA PAVEMENT CONSISTING OF 1 1/2" HOT-MIX ASPHALT SURFACE COURSE, MIX "D", N70 OVER 10 1/2" TEMPORARY PAVEMENT (INTERSTATE) (HMA BINDER IL-19). TEMPORARY PAVEMENT (INTERSTATE) SHALL BE PLACED OVER 4" OF AGGREGATE SUBBASE, BUT MAY BE INCREASED TO 12" IN AREAS OF SOFT SUBGRADE SOILS (IBR < 2.5) AS DIRECTED BY THE ENGINEER.

TYLIN INTERNATIONAL USER NAME = #USER* PLOT SCALE = #SCALE* PLOT DATE = 4/28/2011	DESIGNED - AZ DRAWN - AZ CHECKED - DMJ DATE - 03/25/2011	REVISED - REVISED - REVISED - REVISED -	STATE OF ILLINOIS DEPARTMENT OF TRANSPORTATION	CENTRAL AVENUE OVER I-55 PROPOSED TYPICAL SECTIONS - CENTRAL AVENUE		F.A.I. RTE. I-55 SECTION 0711.2R & 1011.1BR COUNTY COOK TOTAL SHEETS 741 SHEET NO. 13
	SCALE: NONE SHEET NO. 3 OF 8 SHEETS STA. TO STA.			CONTRACT NO. 60999 FED. ROAD DIST. NO. ILLINOIS FED. AID PROJECT		

P:\01345\ROAD\55\typor01.dgn 4/28/2011 12:01:23 PM