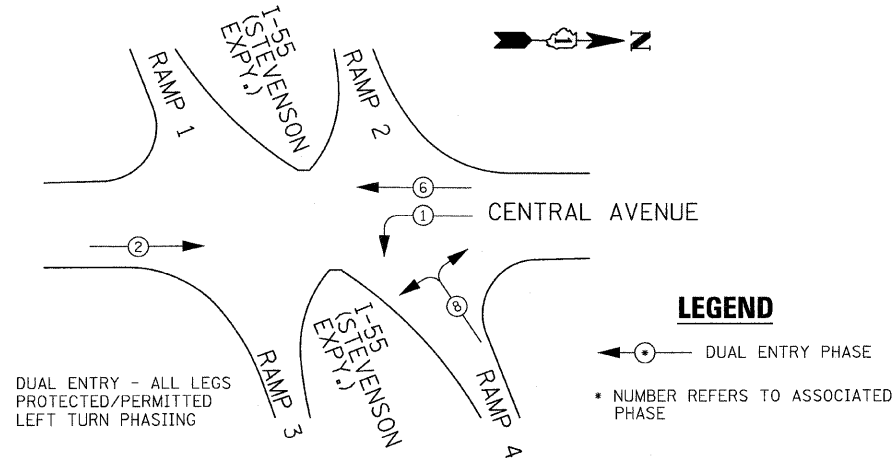


CONTROLLER SEQUENCE



**TEMPORARY PHASE DESIGNATION DIAGRAM
STAGE 2 CONSTRUCTION**

NOTES:

1. ALL CONTROL EQUIPMENT INCLUDING EMERGENCY PRE-EMPTION AND COMMUNICATION DEVICES FOR THE TEMPORARY TRAFFIC SIGNAL (S) SHALL BE FURNISHED BY THE CONTRACTOR.
2. ONLY CONTROLLERS SUPPLIED BY ONE OF THE DISTRICT APPROVED CLOSED LOOP EQUIPMENT MANUFACTURERS WILL BE APPROVED FOR USE AT TEMPORARY SIGNAL LOCATIONS. ALL CONTROLLERS USED FOR TEMPORARY TRAFFIC SIGNALS SHALL BE FULLY ACTUATED NEMA MICROPROCESSOR BASED WITH RS232 DATA ENTRY PORTS COMPATIBLE WITH EXISTING MONITORING SOFTWARE APPROVED BY IDOT DISTRICT 1, INSTALLED IN A NEMA TS1 OR TS2 CABINET. ONLY ONE BRAND OF CONTROLLER WILL BE ACCEPTED FOR ANY ONE CONTRACT.
3. ALL TRAFFIC SIGNAL SECTIONS AND PEDESTRIAN SIGNAL SECTIONS SHALL BE 12" (300mm). HEADS SHALL BE PLACED AS INDICATED ON THE TEMPORARY TRAFFIC SIGNAL PLAN OR AS DIRECTED BY THE ENGINEER. THE CONTRACTOR SHALL FURNISH ENOUGH CABLE SLACK TO RELOCATE HEADS TO ANY POSITION ON THE SPAN WIRE OR AT LOCATIONS ILLUSTRATED ON THE PLANS FOR CONSTRUCTION STAGING. THE TEMPORARY TRAFFIC SIGNAL SHALL REMAIN IN OPERATION DURING ALL SIGNAL HEAD RELOCATIONS. EACH TEMPORARY TRAFFIC SIGNAL HEAD SHALL HAVE ITS OWN CABLE FROM THE CONTROLLER CABINET TO THE SIGNAL HEAD.
4. ALL EXISTING STREET NAME AND INTERSECTION REGULATORY SIGNS SHALL BE REMOVED FROM EXISTING POLES, RELOCATED AND SECURELY FASTENED TO THE SIGNAL SPAN WIRE OR WOOD POLE AS DIRECTED BY THE ENGINEER.
5. ANY TEMPORARY SIGNAL WITHIN AN EXISTING CLOSED LOOP TRAFFIC SIGNAL SYSTEM SHALL BE INTERCONNECTED TO THAT SYSTEM USING SIMILAR BRAND CONTROL EQUIPMENT.
6. THE TEMPORARY TRAFFIC SIGNAL SHALL HAVE THE SIGNAL HEAD DISPLAYS, SIGNAL HEAD PLACEMENTS AND CONTROLLER PHASING MATCH THE EXISTING TRAFFIC SIGNAL, AT THE TIME OF THE TURN ON, IF NO TRAFFIC STAGING IS IN PLACE OR WILL NOT BE STAGED ON THE DAY OF THE TURN ON.
7. TEMPORARY WIRELESS INTERCONNECT SHALL NOT BE REMOVED UNTIL FIBER INTERCONNECT TO 47th ST. IS INSTALLED AND OPERATIONAL. FURNISHING AND INSTALLING TEMPORARY WIRELESS EQUIPMENT AT 47th ST. SHALL BE INCLUDED IN THIS WORK.

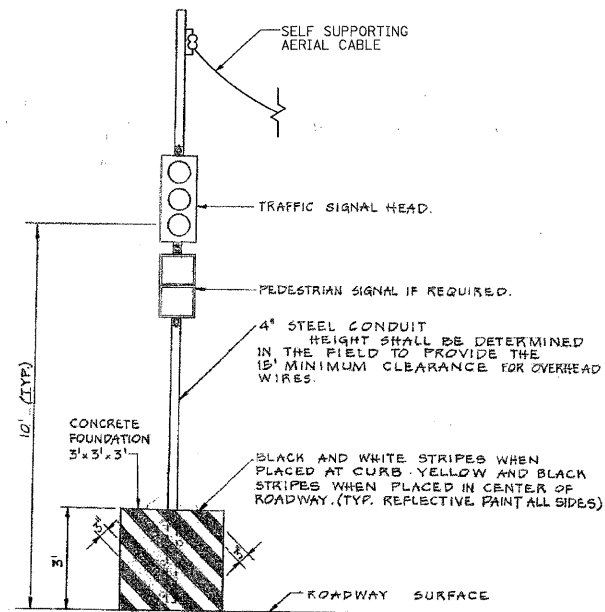
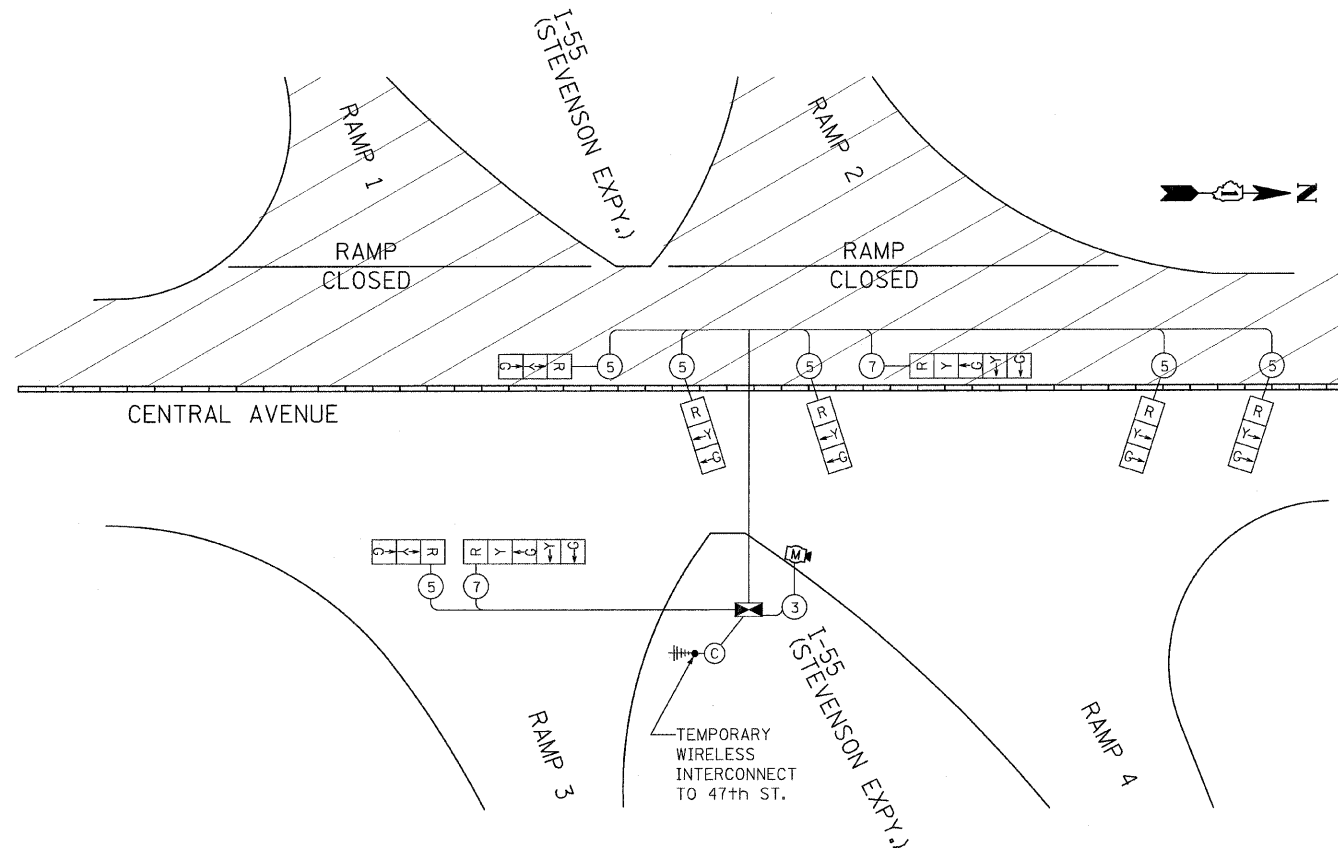
ITEMS TO BE REMOVED:

THE FOLLOWING EXISTING TRAFFIC SIGNAL EQUIPMENT SHALL BE REMOVED BY THE CONTRACTOR, SHALL REMAIN THE PROPERTY OF THE STATE AND SHALL BE DELIVERED BY THE CONTRACTOR TO THE STATE'S TRAFFIC SIGNAL MAINTENANCE CONTRACTOR'S MAIN FACILITY AS PER THE TRAFFIC SIGNAL SPECIFICATIONS.

- 1 EACH CONTROLLER AND CABINET (COMPLETE)

THE FOLLOWING ITEMS SHALL BE REMOVED BY THE CONTRACTOR AND SHALL BE DISPOSED OF BY THEM OUTSIDE THE RIGHT-OF-WAY AT THEIR EXPENSE. THE SALVAGE VALUE OF THE REMOVED EQUIPMENT SHALL BE REFLECTED IN THE CONTRACT BID PRICE.

- 4 EACH SIGNAL HEAD, 1-FACE, 3-SECTION
- 8 EACH SIGNAL HEAD, 1-FACE, 5-SECTION
- 8 EACH TRAFFIC SIGNAL BACKPLATE
- 4 EACH STEEL MAST ARM AND POLE
- 4 EACH SIGNAL POST
- 2 EACH PEDESTRIAN PUSHBUTTON POST
- 4 EACH PEDESTRIAN SIGNAL HEAD, 2-FACE
- 5 EACH PEDESTRIAN PUSHBUTTON
- 1 EACH SERVICE INSTALLATION



SINGH 300 W. ADAMS ST.
CHICAGO, IL 60606
SINGH & ASSOCIATES, INC. TEL: (312) 629-0240
CONSULTING ENGINEERS FAX: (312) 629-8449

USER NAME = #USER#	DESIGNED - PKT	REVISED -
PLOT SCALE = #SCALE#	DRAWN - PKT	REVISED -
PLOT DATE = 3/22/2011	CHECKED - GR	REVISED -
	DATE - 3-25-2011	REVISED -

**STATE OF ILLINOIS
DEPARTMENT OF TRANSPORTATION**

CENTRAL AVENUE OVER I-55	
TEMPORARY SIGNALS-STAGE 2-CENTRAL AVENUE AT RAMP TERMINALS	
SCALE: NONE	SHEET NO. 2 OF 2 SHEETS STA. TO STA.

F.A. RTE. 55	SECTION 9th, HB & SBIR-1	COUNTY COOK	TOTAL SHEETS 741	SHEET NO. 188
FED. ROAD DIST. NO.		ILLINOIS FED. AID PROJECT		
CONTRACT NO. 60999				