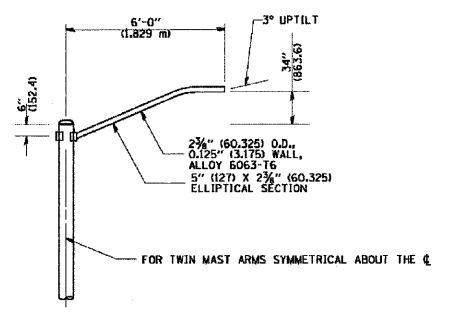
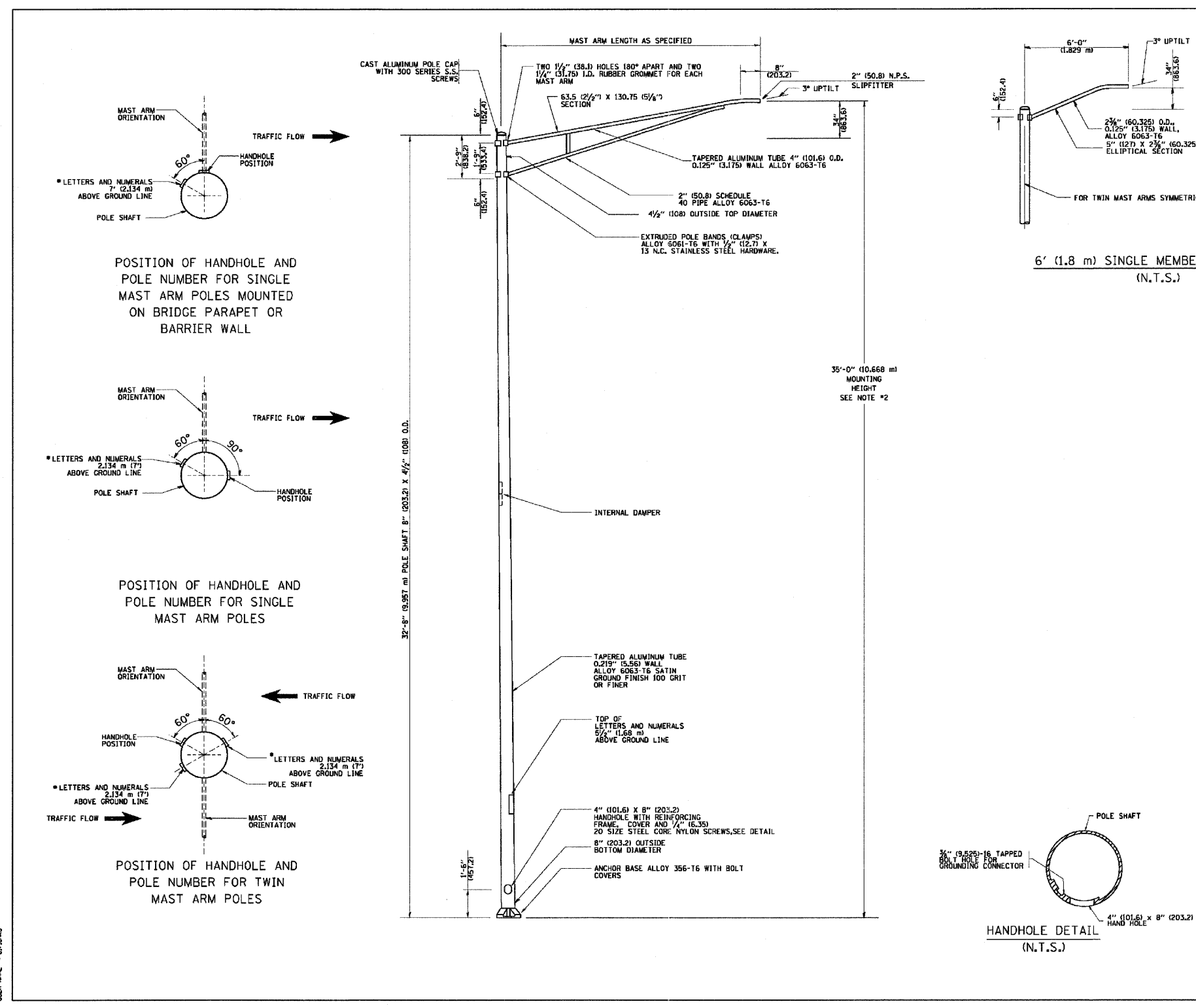
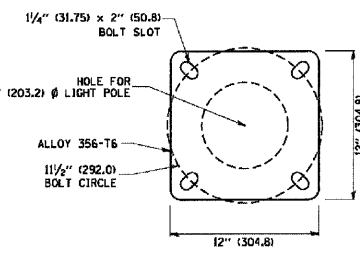


CONTRACT NO.			
F.A. RTE.	SECTION	COUNTY	TOTAL SHEET NO.
STA.	TO STA.		
FED. ROAD DIST. NO.	ILLINOIS FED. AID PROJECT		

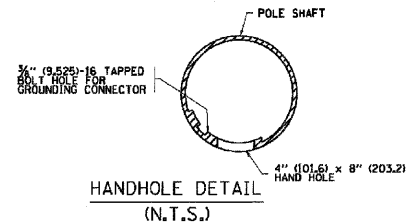


6' (1.8 m) SINGLE MEMBER MAST ARM (N.T.S.)

- NOTES:
- ALL DIMENSIONS ARE IN INCHES (MILLIMETERS) UNLESS OTHERWISE SHOWN.
 - MOUNTING HEIGHT IS DEFINED AS THE DISTANCE FROM THE CENTERLINE OF THE TOWER TO THE BOTTOM OF THE ANCHOR BASE.
 - THE LIGHT POLE WILL MEET AASHTO DESIGN CRITERIA AS SPECIFIED.
 - THE INSTALLING CONTRACTOR WILL PROVIDE A UL LISTED GROUNDING CONNECTOR, BURNDY K2C23, T&B SP4DL OR APPROVED EQUAL.
 - LIGHT POLES WILL NOT BE INSTALLED WITHOUT NETS, WASHERS OR SHIMS.
 - LIGHT POLES WILL BE SET PLUMB ON THE FOUNDATION WITHOUT THE USE OF LEVELING NETS, WASHERS OR SHIMS.
 - LIGHTING UNIT IDENTIFICATION NUMBERS SHALL BE INSTALLED BEFORE THE LIGHTING UNIT IS ENERGIZED.



LIGHT POLE BASE PLATE DETAIL 11 1/2" (292.0) BOLT CIRCLE



REVISIONS	
NAME	DATE
R. TOMSONS	9-6-00
R. TOMSONS	8-12-03

BE-402

ILLINOIS DEPARTMENT OF TRANSPORTATION

ALUMINUM LIGHT POLE

35'-0" (10.668 m)

MOUNTING HEIGHT

SCALE: NONE DRAWN BY

DATE: 1/16/2007 CHECKED BY

BE-402

REVISION DATE: 01/01/07

PLOT DATE = 1/16/2007
 FILE NAME = 160999-sht-details\3.dgn
 PLOT SCALE = 1/8" = 1'-0"
 USER NAME = jrs

SINGH
 SINGH & ASSOCIATES, INC.
 CONSULTING ENGINEERS

300 W. ADAMS ST.
 CHICAGO, IL 60606
 TEL: (312) 629-0240
 FAX: (312) 629-8449

USER NAME = #USER#	DESIGNED - MK	REVISIONS -
PLOT SCALE = #SCALE#	DRAWN - YJ	REVISIONS -
PLOT DATE = 3/22/2011	CHECKED - GR	REVISIONS -
	DATE - 3-25-2011	REVISIONS -

STATE OF ILLINOIS
 DEPARTMENT OF TRANSPORTATION

CENTRAL AVENUE OVER I-55
 IDOT LIGHTING STANDARD DETAILS

SCALE: 1" = 20' SHEET NO. OF SHEETS STA. TO STA.

F.A. RTE.	SECTION	COUNTY	TOTAL SHEETS	SHEET NO.
55	9(H, HB & SB)R-1	COOK	741	221
CONTRACT NO. 60999				
FED. ROAD DIST. NO.	ILLINOIS FED. AID PROJECT			