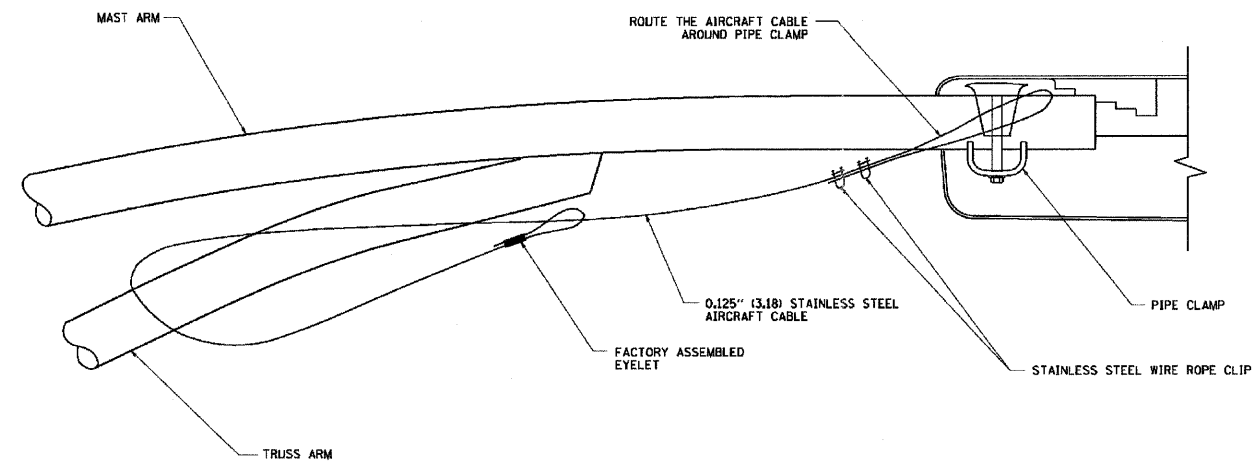
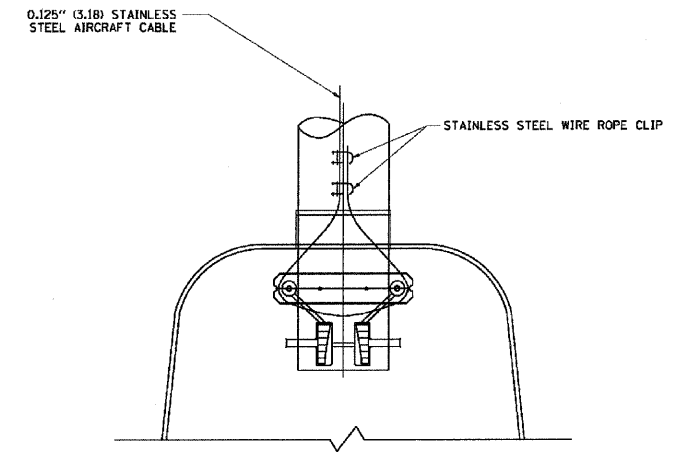


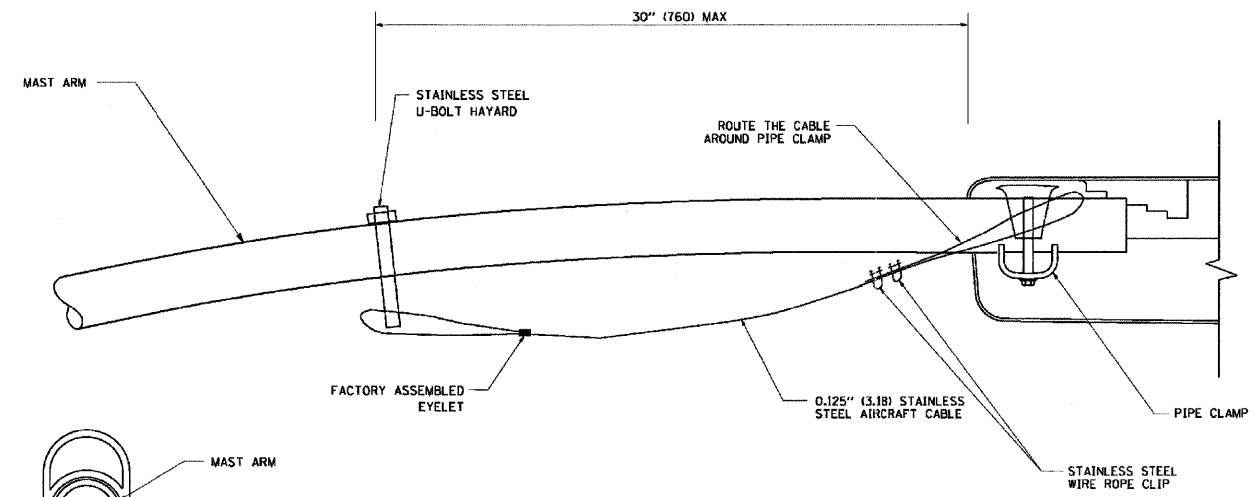
CONTRACT NO.			
F.A. RTE.	SECTION	COUNTY	TOTAL SHEET NO.
STA.	TO STA.		
FED. ROAD DIST. NO.	ILLINOIS	FED. AID PROJECT	



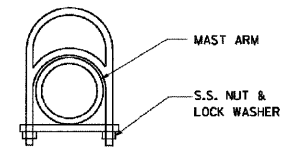
SIDE VIEW (TRUSS ARM)
N.T.S.



BOTTOM VIEW
N.T.S.



SIDE VIEW (SINGLE MEMBER OR DAVIT ARM)
N.T.S.



STAINLESS STEEL U-BOLT HAYARD

- NOTES:**
1. ALL DIMENSIONS ARE IN MILLIMETERS (INCHES) UNLESS OTHERWISE SHOWN.
 2. CONTRACTOR SHALL ADJUST THE WIRE CLIP TO ELIMINATE ANY SLACK FROM THE WIRE ROPE.
 3. THE 0.125" (3.18) STAINLESS STEEL AIRCRAFT CABLE SHALL REMAIN VISIBLE FROM THE GROUND LEVEL.
 4. THE BREAKING STRENGTH OF THE CABLE SHALL BE 1700 LBS. MIN.

REVISIONS	
NAME	DATE
	08/08/03

ILLINOIS DEPARTMENT OF TRANSPORTATION
LUMINAIRE SAFETY CABLE ASSEMBLY
SCALE: VERT. NONE
HORIZ. DRAWN BY
CHECKED BY
BE-701

PLOT DATE = 4/16/07
FILE NAME = 0160999-01.dgn
PLOT SCALE = 1/8" = 1'-0"
USER NAME = USER

SINGH 300 W. ADAMS ST.
CHICAGO, IL 60606
TEL: (312) 629-0240
SINGH & ASSOCIATES, INC.
CONSULTING ENGINEERS FAX: (312) 629-8449

USER NAME = #USER#
DESIGNED - MK
DRAWN - YJ
CHECKED - GR
DATE - 3-25-2011
PLOT SCALE = #SCALE#
PLOT DATE = 3/22/2011

DESIGNED - MK
DRAWN - YJ
CHECKED - GR
DATE - 3-25-2011
REVISED -
REVISED -
REVISED -
REVISED -

**STATE OF ILLINOIS
DEPARTMENT OF TRANSPORTATION**

**CENTRAL AVENUE OVER I-55
IDOT LIGHTING STANDARD DETAILS**
SCALE: 1" = 20'
SHEET NO. OF SHEETS STA. TO STA.

F.A. RTE.	SECTION	COUNTY	TOTAL SHEETS	SHEET NO.
55	9(H, HB & SB)R-1	COOK	741	222
CONTRACT NO. 60999				
FED. ROAD DIST. NO.	ILLINOIS	FED. AID PROJECT		