

NOTES:


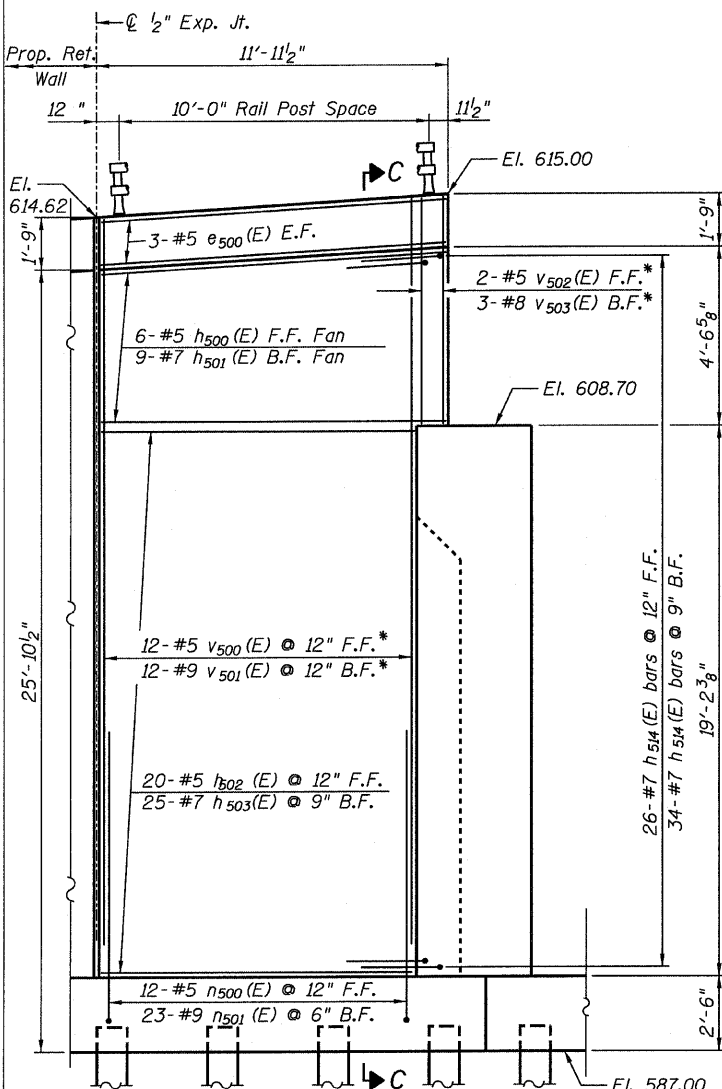
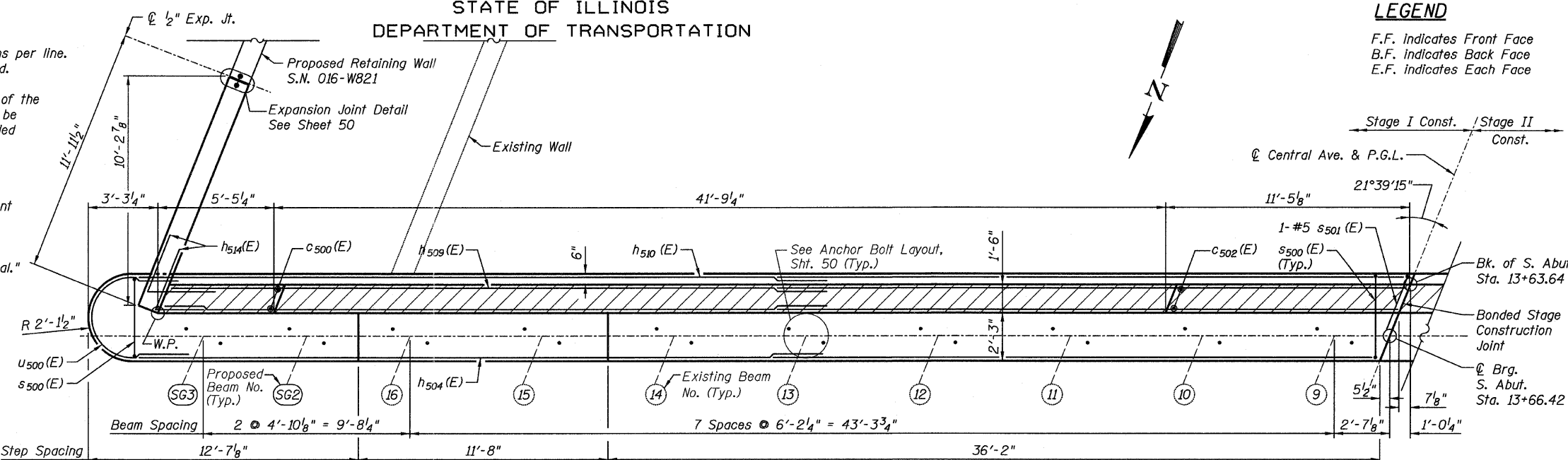
1. Space reinforcement in abutment seat to miss anchor bolts.
2. Work this sheet with Sheets 47 through 50.
3. Bars indicated thus : 5x2-#5 etc. Indicate 5 lines of bars with 2 lengths per line.
4. Hatched area to be poured after superstructure forms have been removed. Quantity of concrete included with Concrete Superstructure.
5. Epoxy grout d500(E), d502(E) and d503(E) bars according to Article 584 of the Standard Specifications. The epoxy grout and method of application shall be approved by the Engineer. All drilling and grouting of rebar to be included with the cost of "Reinforcement Bars, Epoxy Coated."
6. For Section A-A, Section B-B and Section C-C, see Sheet 49.
7. For Concrete Removal, see Sheet 6.
8. Existing reinforcement extending into the removal area shall be cleaned, straightened and incorporated into the new construction. Any reinforcement bars that are damaged during concrete removal shall be replaced with an approved bar splicer or anchorage system. Cost shall be included with Concrete Removal.
9. Excavation behind abutment backwall to be included with "Concrete Removal."
10. Elevations at top of abutment are shown for Back Face unless noted otherwise.

* Cut to fit in field

STATE OF ILLINOIS
DEPARTMENT OF TRANSPORTATION

LEGEND

F.F. indicates Front Face
B.F. indicates Back Face
E.F. indicates Each Face



WINGWALL ELEVATION

ELEVATION
(Looking South)

**SOUTH ABUTMENT
WIDENING - EAST
STRUCTURE NO. 016-3241**

TYLIN INTERNATIONAL	DESIGNED - MMB	REVISIONS		SHEET NO. 46	F.A.I RTE. 55	SECTION 0711.2R & 1011.1BR	COUNTY COOK	TOTAL SHEETS 741	SHEET NO. 299
	CHECKED - AMD,	NAME	DATE						
	DRAWN - MMB								
	CHECKED - AMD,								
	DATE - 03/25/2011								
				71 SHEETS	CONTRACT NO. 60999				
FED. ROAD DIST. NO. 1 ILLINOIS FED. AID PROJECT									

4/28/2011 10:34:51 AM C:\Structur\016-3241\15561\15561.dwg