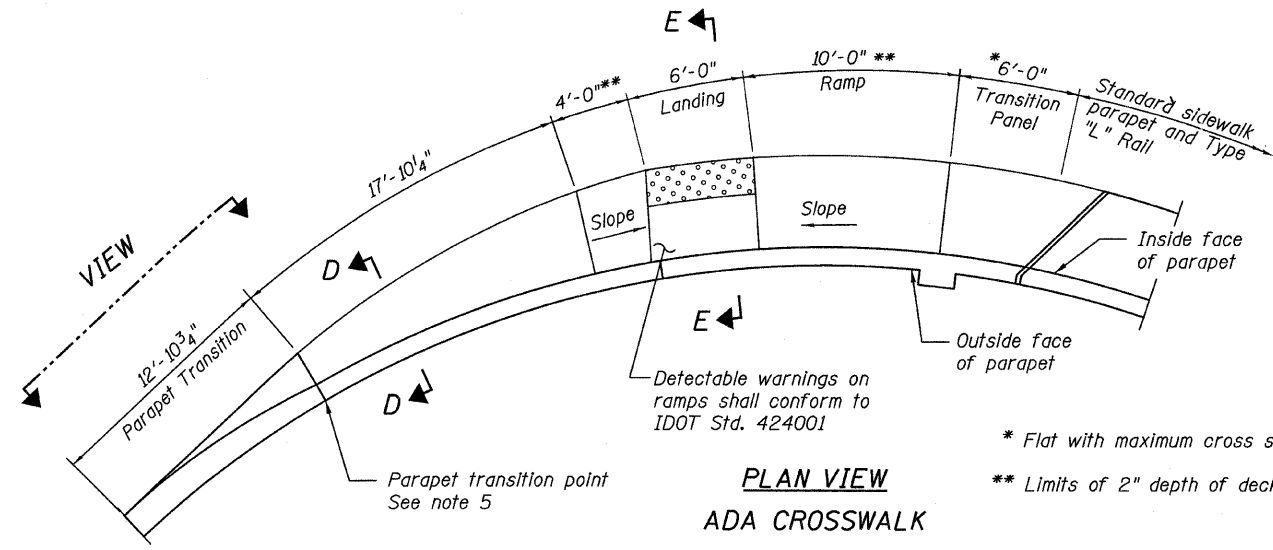
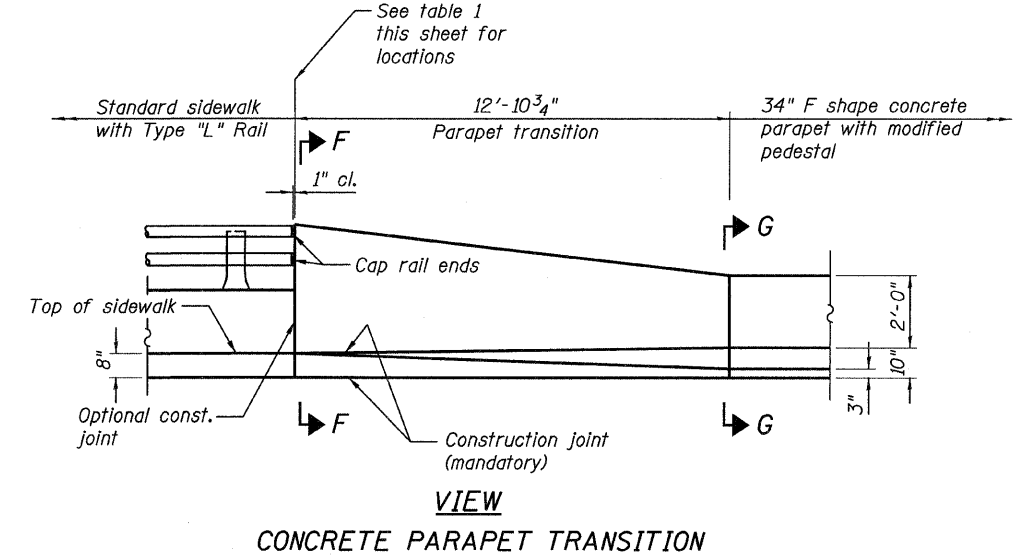


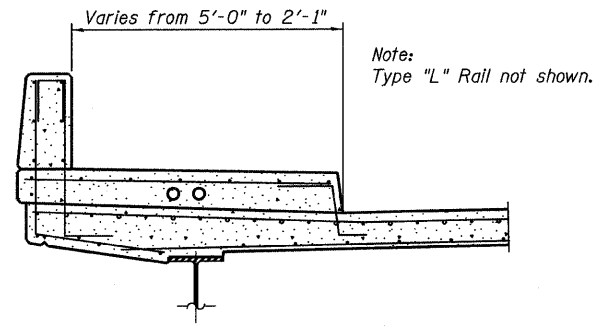
STATE OF ILLINOIS
DEPARTMENT OF TRANSPORTATION



PLAN VIEW
ADA CROSSWALK

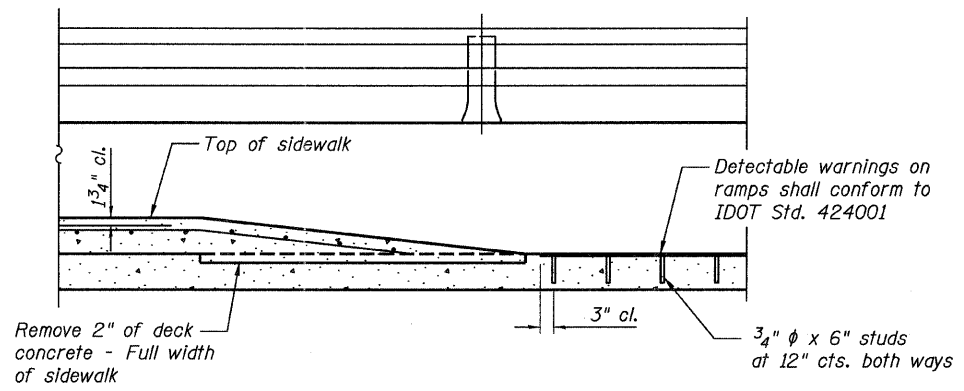


VIEW
CONCRETE PARAPET TRANSITION

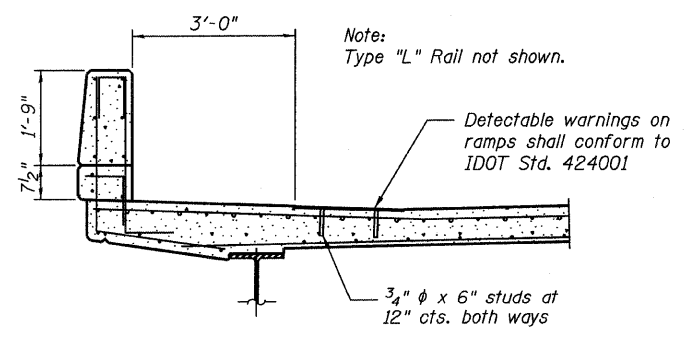


*** Field bend and cut bars as needed to meet clearance requirements (See note 6)

SECTION D-D

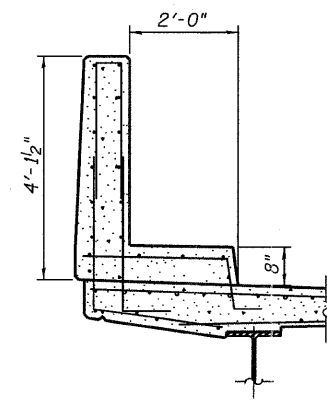


PARTIAL ELEVATION
ADA CROSSWALK

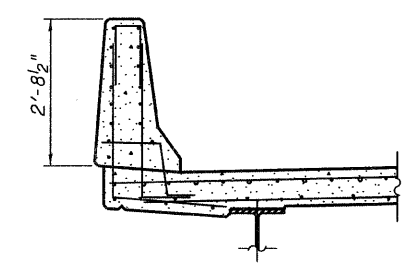


*** Field bend and cut bars as needed to meet clearance requirements (See note 6)

SECTION E-E



SECTION F-F



SECTION G-G

NOTES:

- All checkered plates to be ASTM A786 and to be hot-dipped galvanized according to ASTM A385 after fabrication.
- 3/4" x 6" studs shall be according to article 1006.32 of standard specification for road and bridge construction.
- The cost of furnishing all material for the checkered plate shall be included with superstructure concrete.
- Removal of 2" of deck concrete shall be by grinding or cutting. Bushhammering or any method involving impact shall not be used. After removal of concrete the surface shall be cleaned of debris. Surface shall be kept moist 24-hours before sidewalk ramp concrete is placed. Cost of 2" deck concrete removal included with "Concrete Superstructures."
- For parapet transition point locations see Ramp deck sheets.
- For detailing of reinforcement bars in section thru sidewalk and parapet see Ramp cross section & detail sheets.

CROSSWALK DETAILS
STRUCTURE NO. 016-0724

TYLIN INTERNATIONAL	DESIGNED -	REVISIONS		SHEET NO. 60	F.A.I. RTE.	SECTION	COUNTY	TOTAL SHEETS	SHEET NO.
	CHECKED - AMD,	NAME	DATE		55	0711.2R & 1011.1BR	COOK	741	384
	DRAWN -				239 SHEETS	CONTRACT NO. 60999			
	CHECKED - AMD,					FED. ROAD DIST. NO. 1	ILLINOIS	FED. AID PROJECT	
	DATE - 03/25/2011								

pi:\01345\structure\c2_central_ave_016-0724\155c2owdet.dgn 4:53:47 PM 5/10/2011