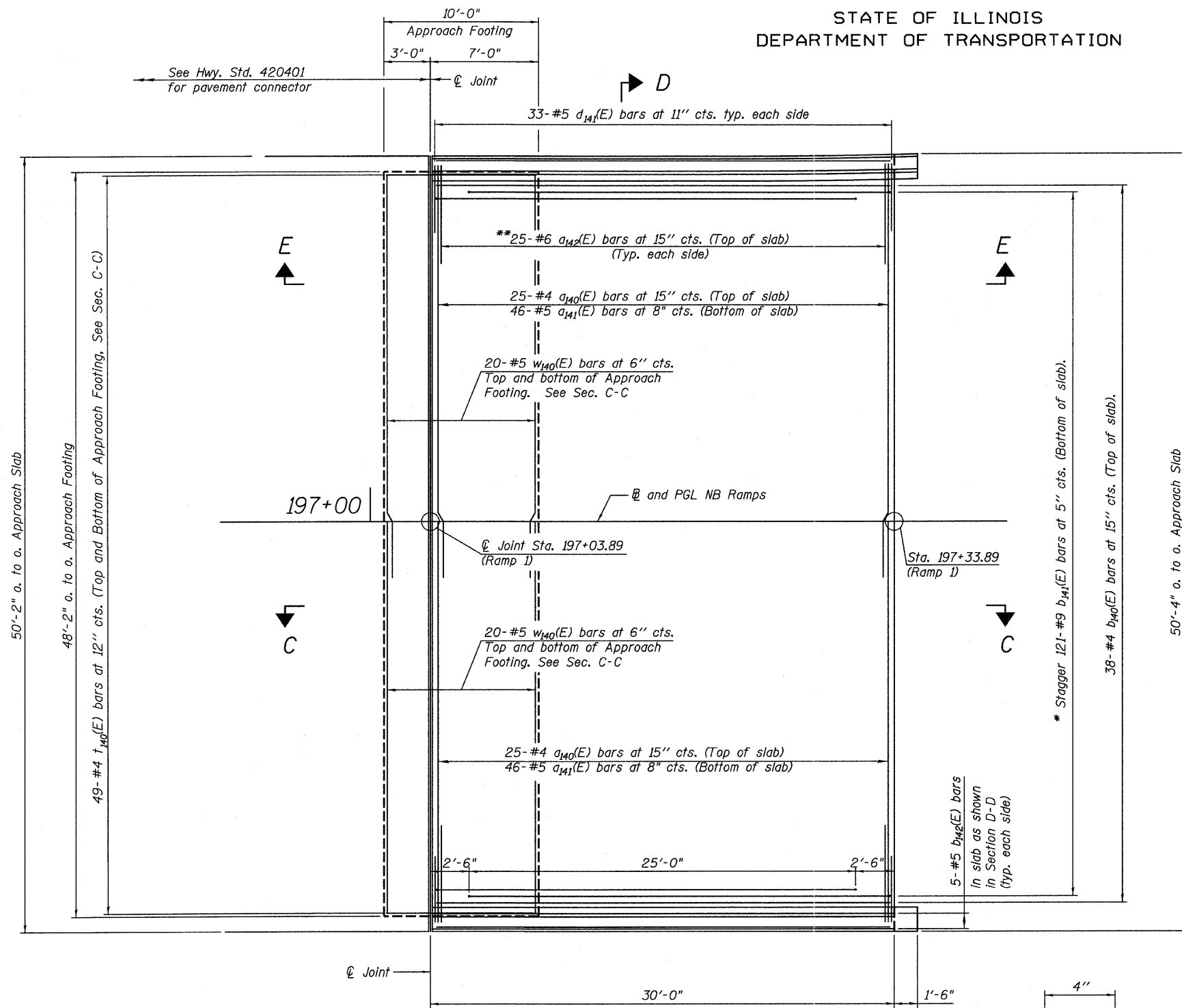


STATE OF ILLINOIS
DEPARTMENT OF TRANSPORTATION

Notes:
See Sheet 71 for Sections C-C & D-D and View E-E.
 $a_{140}(E)$ and $a_{141}(E)$ bar spacings measured along ϕ Rdwy.

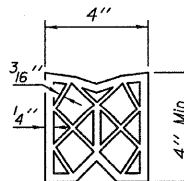


MIN LAP

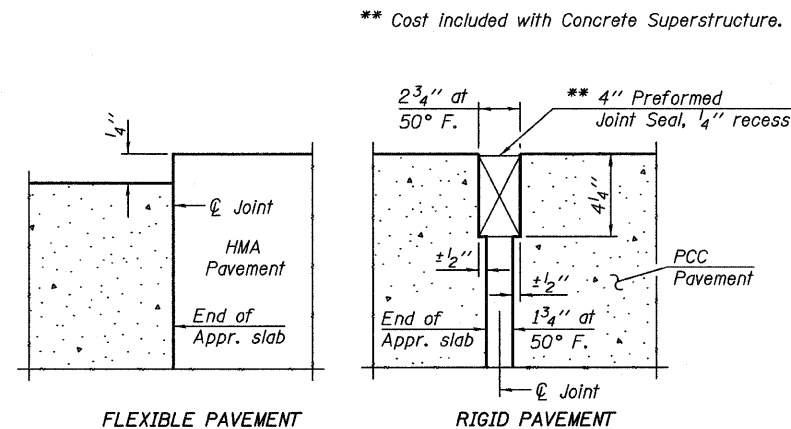
Bar	Lap
#4	2'-11"
#5	3'-8"

PLAN

* Tilt #9 $b_{141}(E)$ bars as required to maintain clearance.
** Space between $a_{140}(E)$ bars, typ. each parapet.



PREFORMED
JOINT SEAL



DETAIL A

(Sheet 1 of 2)
RAMP 1 APPROACH SLAB
STRUCTURE NO. 016-0724

TYLIN INTERNATIONAL	DESIGNED - CBS	REVISIONS	
	CHECKED - AMD,MMB	NAME	DATE
	DRAWN - CBS		
	CHECKED - AMD,MMB		
	DATE - 03/25/2011		

SHEET NO. 70	F.A.I. RTE.	SECTION	COUNTY	TOTAL SHEETS	SHEET NO.
	239 SHEETS	55	0711.2R & 1011.1BR	COOK	741 394
FED. ROAD DIST. NO. 1 ILLINOIS			FED. AID PROJECT		
CONTRACT NO. 60999					