STATE OF ILLINOIS
DEPARTMENT OF TRANSPORTATION

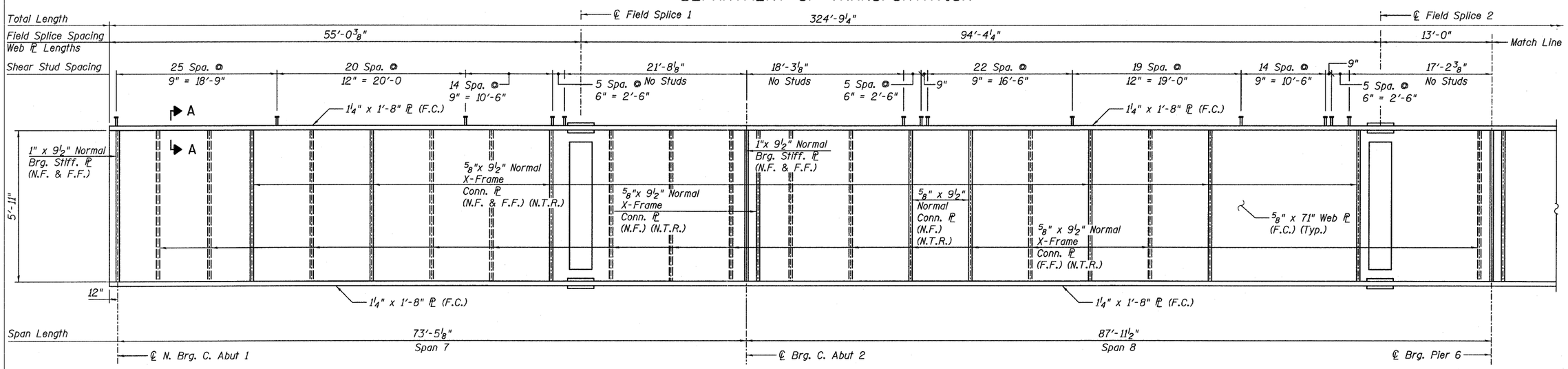

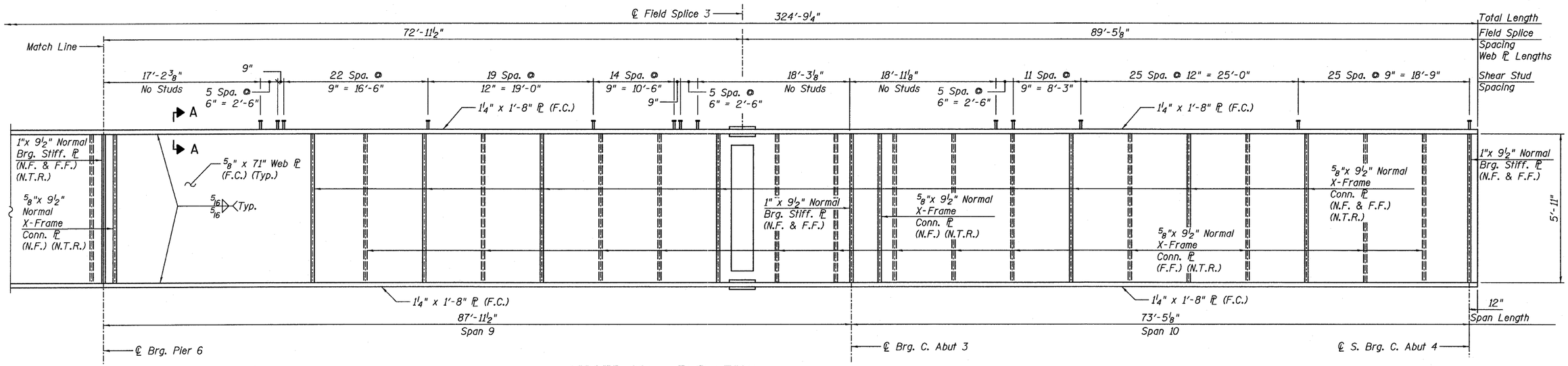

GIRDER G21 - ELEVATION

(Looking West)
(F.C.M.)

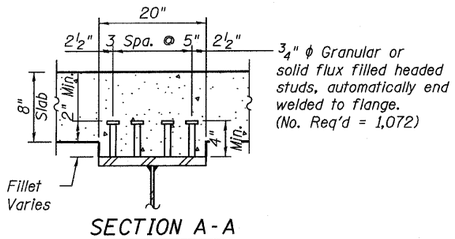

SECTION A-A

NOTES:

1. All Steel shown on this sheet shall be AASHTO M 270 GR 50.
2. For Top of Web Elevations, see Sheet 93.
3. For Bearing stiffener and connection plate details, see Sheet 107.
4. For Field Splice detail, see Sheets 106 & 107.
5. F.C.M. denotes Fracture Critical Member
6. F.C. denotes Fracture Critical Material, AASHTO Zone II
7. N.F. denotes Near Face
8. F.F. denotes Far Face
9. Girder G21 shall not be cambered.
10. Load carrying componenets designated "NTR" shall conform to the supplemental requirements for Notch Toughness, Zone 2.

GIRDER G21- ELEVATION
CENTRAL/I-55
STRUCTURE NO. 016-0724

T·Y·LIN INTERNATIONAL

DESIGNED	- JMA	REVISIONS	
CHECKED	- AMD,	NAME	DATE
DRAWN	- JMA		
CHECKED	- AMD,		
DATE	- 03/25/2011		

SHEET NO. 104
239 SHEETS

F.A.I RTE.	SECTION	COUNTY	TOTAL SHEETS	SHEET NO.
55	0711.2R & 1011.1BR	COOK	741	428
		CONTRACT NO. 60999		
FED. ROAD DIST. NO. 1	ILLINOIS	FED. AID PROJECT		

12:03:18 PM
p:\0134S\structur\C2 Central Ave.016-0724\55c2beam21.dgn
4/28/2011