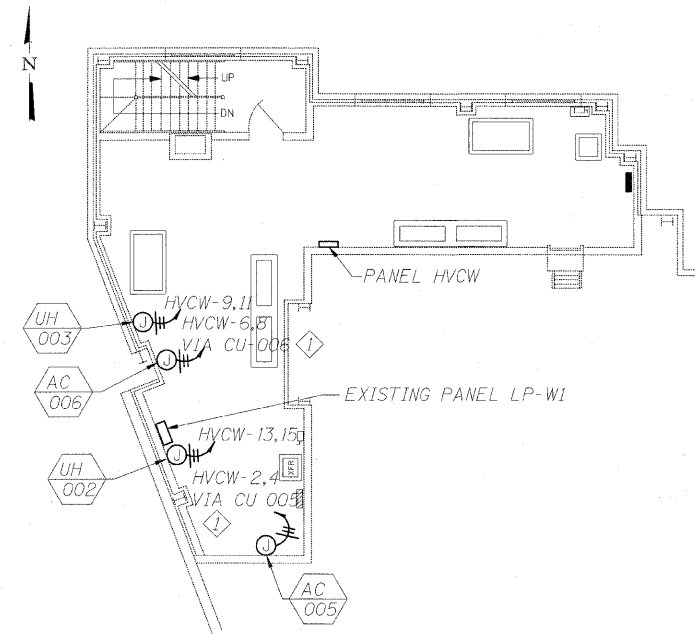
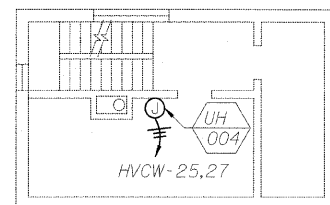


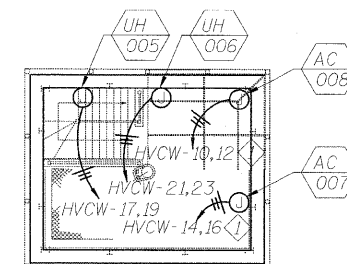
Electrical Control Room
West Control House
1st Floor



Electrical Control Room
West Control House
2nd Floor



Toilet Room / Mechanical Room
West Control House
3rd Floor



Operator's Room
West Control House
4th Floor


Sheet Notes:

1. Mechanical equipment locations to be coordinated with electrical equipment locations.
2. See sheet 13 for Panel Board Schedule.
3. Cost of panel HVCW is included in the cost of Panel Boards and Panel Mounted Circuit Breakers.

Sheet Key Notes:

- ◊ AC units require power from their respective CU units located on the first floor. Provide 2 #12GND in 3/4" C to CU unit.

T:\16843A-CongressParkway\Bridges\Drawings\0162445-60P18-FSR-063E1.dgn
3/25/2011 6:55:29 PM



USER NAME kienstra
PLOT SCALE
PLOT DATE 3/25/2011

DESIGNED S. KALYONCU
CHECKED K. TELLA
DRAWN E. KIENSTRA
CHECKED K. TELLA

REVISED
REVISED
REVISED
REVISED

STATE OF ILLINOIS
DEPARTMENT OF TRANSPORTATION

WEST CONTROL HOUSE
ELECTRICAL PLANS
FOR STRUCTURE NO. 016-2445

SHEET NO. E1 OF E4 SHEETS

F.A.P. RTE.	SECTION	COUNTY	TOTAL SHEETS	SHEET NO.
389	2424.2B-1-2	COOK	14	11
CONTRACT NO. 60P18				
FED. ROAD DIST. NO. 7 ILLINOIS FED. AID PROJECT				