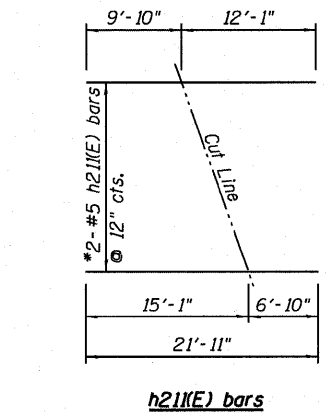
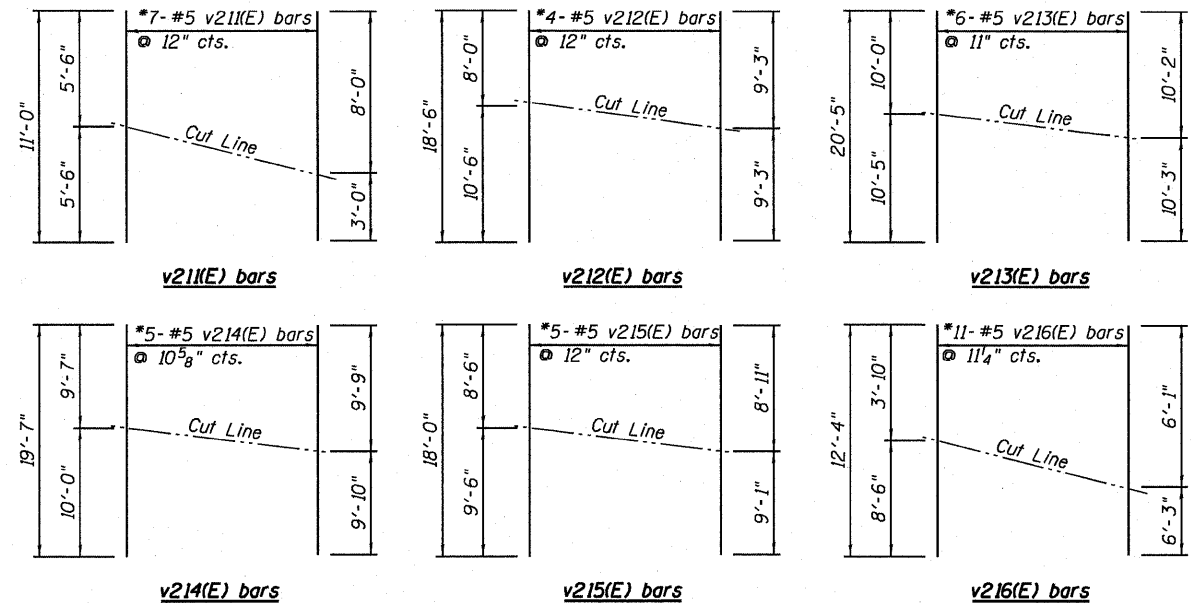


ELEVATION

(Looking @ front face of wall)

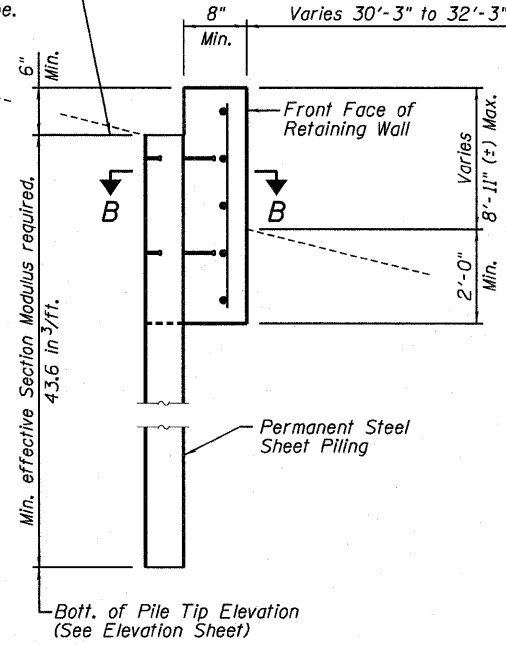


***FIELD CUTTING DIAGRAMS**
Order bars full length. Cut as shown and place for best fit.

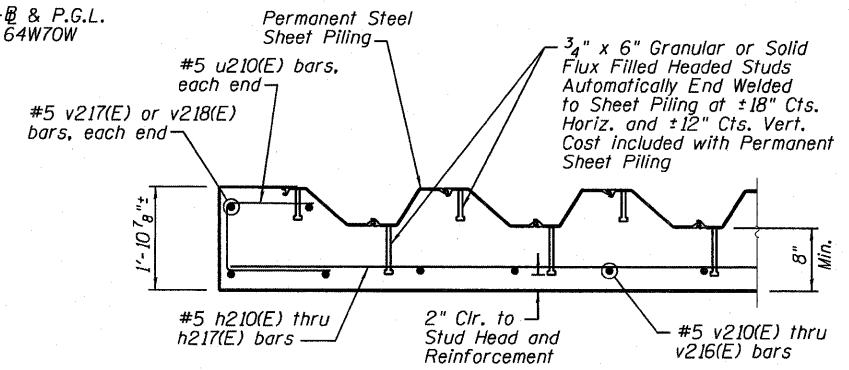
BAR u210(E)

BAR h215(E)

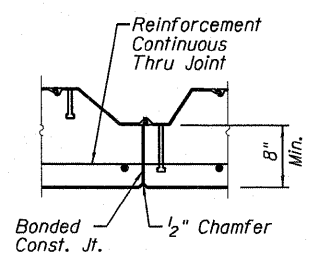
Top of Sheet Piling shall be torched to match slope. Elev. Varies



SECTION A-A



SECTION B-B



WALL CONSTRUCTION JOINT

P:\66806680\9800_CAD\9801_Drawing\7662001_Master_Construction\Structural\082-0323\Sheet\5126_082-0323_7662001_Rebar.dwg



USER NAME = BhattA	DESIGNED - LLV	REVISED -
PLOT SCALE = 0.166866' / 1in.	DRAWN - BRD	REVISED -
PLOT DATE = #DATE#	CHECKED - P.JL	REVISED -
	DATE - 03/18/2011	REVISED -

**STATE OF ILLINOIS
DEPARTMENT OF TRANSPORTATION**

**PERMANENT STEEL SHEET PILE WALL DETAILS
I-70W OVER I-55, CSX & KCS RAILROADS**

F.A.I. RTE. 70	SECTION 82-1-B-1	COUNTY ST. CLAIR	TOTAL SHEETS 319	SHEET NO. 241
S.N. 082-0323 & S.N. 082-0325		CONTRACT NO. 76C75		
FED. ROAD DIST. NO. [ILLINOIS] FED. AID PROJECT				

SCALE: NONE SHEET NO. S-126 OF S-138 SHEETS STA. TO STA.