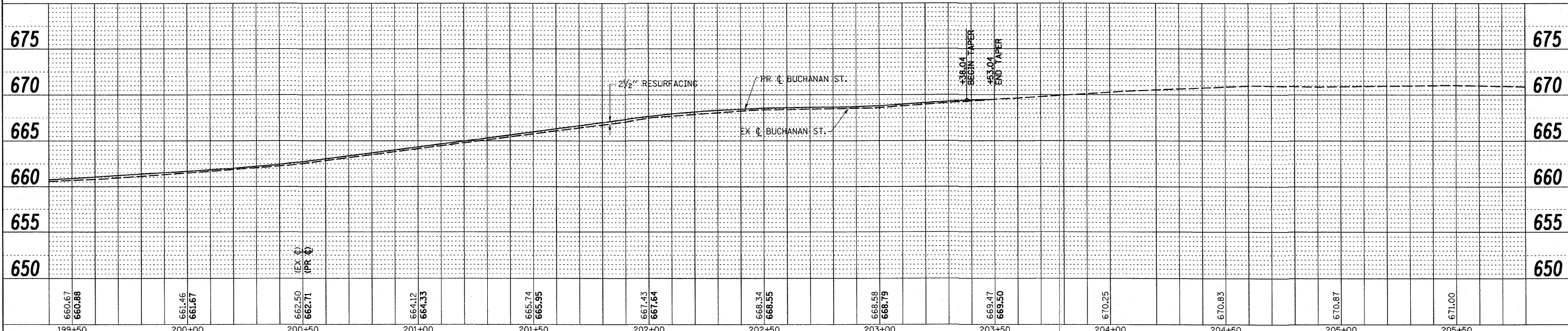
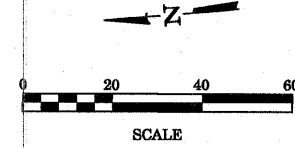
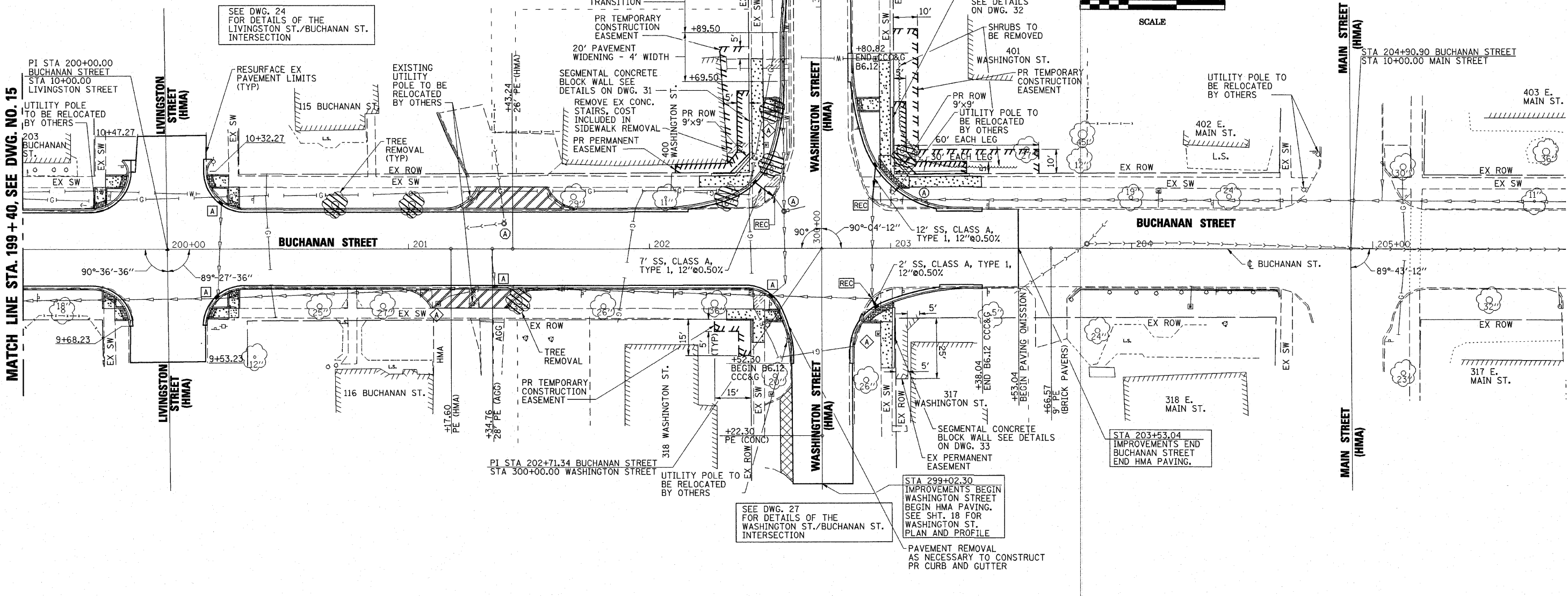




MATCH LINE STA. 301 + 15, SEE DWG. NO. 18



660.67	660.88	661.46	661.67	662.50	662.71	664.12	664.33	665.74	665.95	667.43	667.64	668.34	668.55	668.58	668.79	669.47	669.50	670.25	670.83	670.87	671.00
199+50	200+00	200+50	201+00	201+50	202+00	202+50	203+00	203+50	204+00	204+50	205+00	205+50									

DESIGNED BY:	ELH	01/11	SCALE:	1"=20'	NO.	DATE	REVISION	APVD
DRAWN BY:	HAS	01/11	DATE:	MAR. 25, 2011				
CHECKED BY:	ELH	03/11	JOB NO.	445.02				
APPROVED BY:	RDP	03/11						

MONTICELLO TRANSPORTATION IMPROVEMENT PROJECT	BUCHANAN STREET PLAN & PROFILE	DRAWING NUMBER
CITY OF MONTICELLO		16
		4 OF 11

USER: HAS
DATE: 3/25/2011
FILE: 44502_5_P02_CVL.dgn
SCALE: 20/1/96 7' IN.