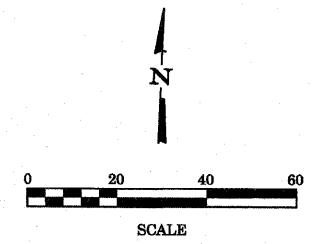
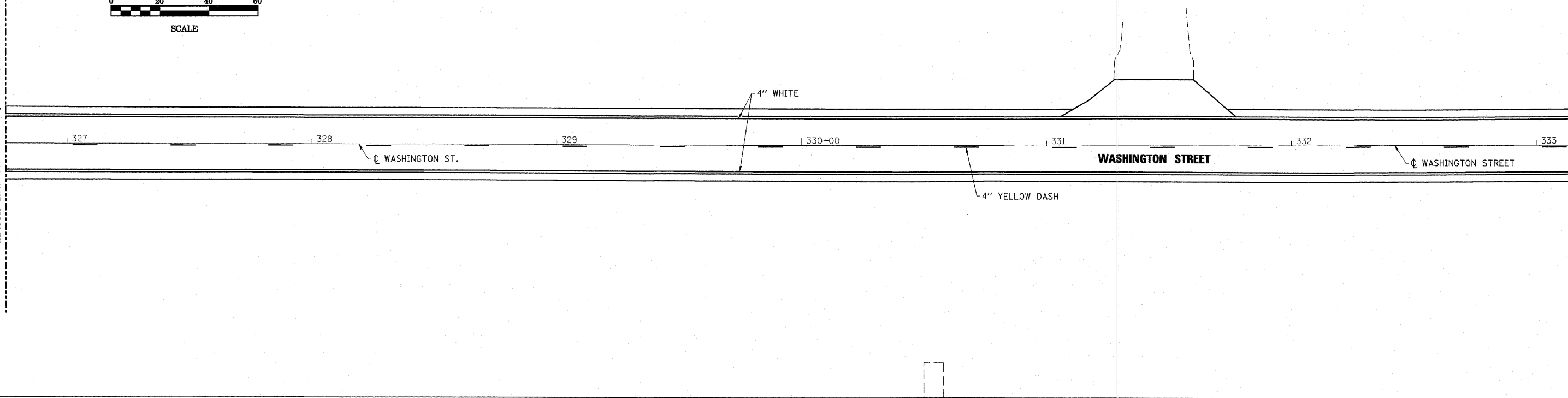
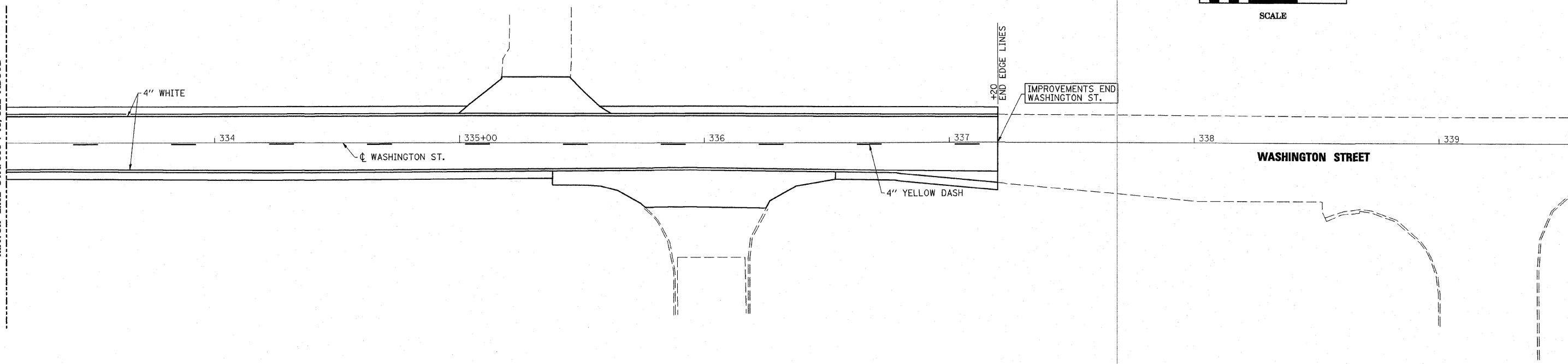


MATCH LINE STA. 326 + 75, SEE DWG. 39

MATCH LINE STA. 333 + 15, SEE BELOW



MATCH LINE STA. 333 + 15, SEE ABOVE



USER: HNS 2/21/11
 TIME: 3:53:59 PM
 FILE: 445.02_SJW.DWG
 SCALE: 1/8"=1'-0"

ESCA
 CONSULTANTS, INC.

| | | | | | | | | |
|--------------|-----|-------|---------|--------------|-----|------|----------|------|
| DESIGNED BY: | ELH | 01/11 | SCALE: | 1"=20' | NO. | DATE | REVISION | APVD |
| DRAWN BY: | HAS | 01/11 | DATE: | MAR. 3, 2011 | | | | |
| CHECKED BY: | ELH | 03/11 | JOB NO. | 445.02 | | | | |
| APPROVED BY: | RDP | 03/11 | | | | | | |

MONTICELLO TRANSPORTATION IMPROVEMENT PROJECT
 CITY OF MONTICELLO

WASHINGTON STREET
 PAVEMENT MARKING/SIGNING PLANS

DRAWING NUMBER
 40
 6 OF 6