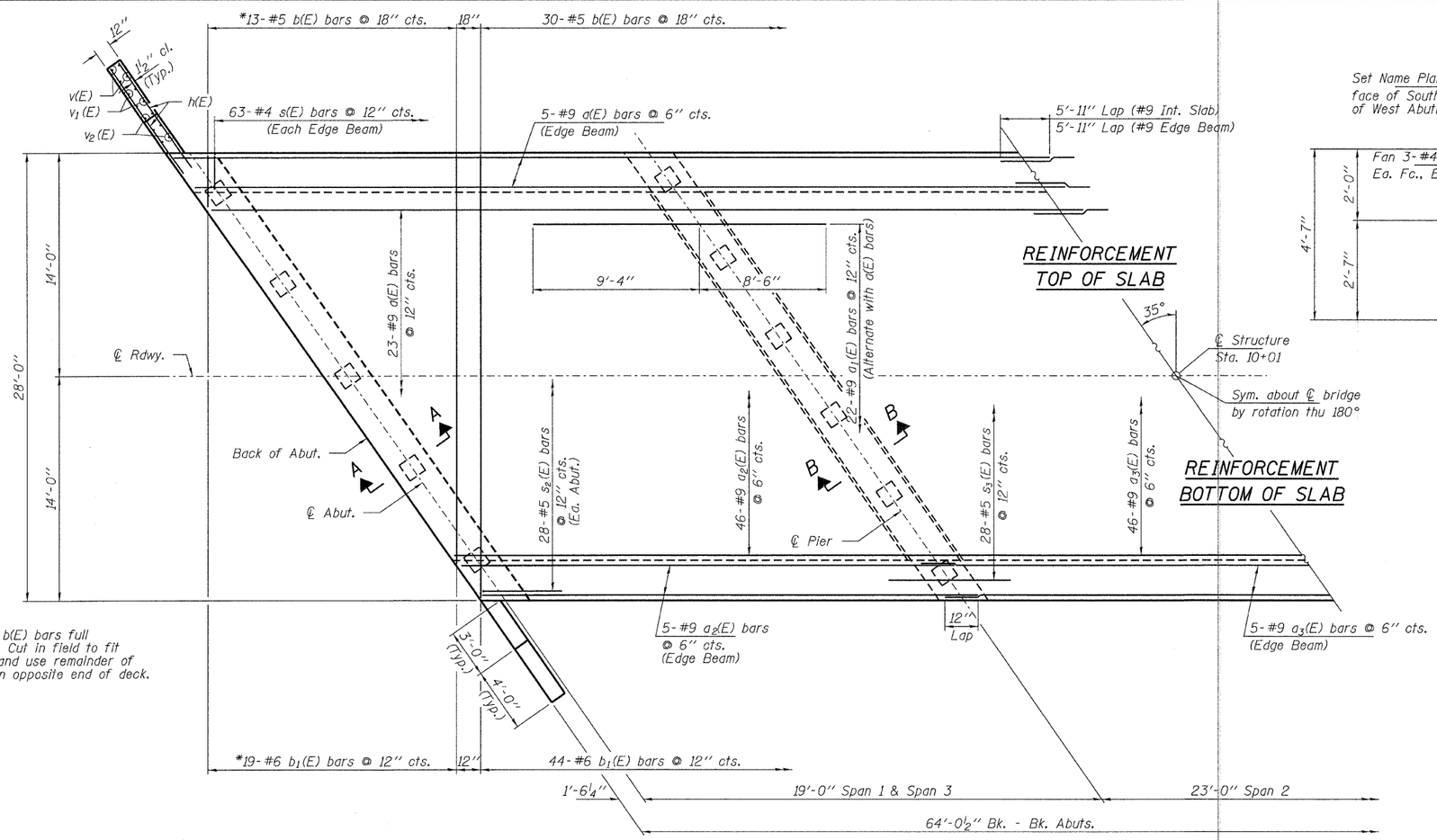


* Order b(E) bars full length. Cut in field to fit skew and use remainder of bars in opposite end of deck.

## PLAN

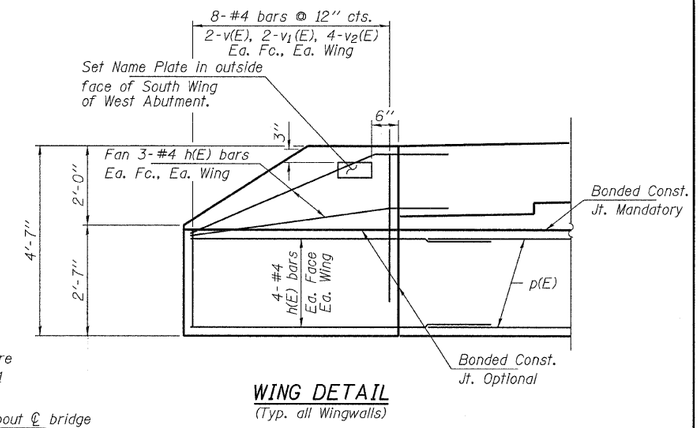


## WING DETAIL

(Typ. all Wingwalls)

## BILL OF MATERIAL

| BAR | NO. | SIZE | LENGTH | SHAPE |
|---|---|---|---|---|
| a(E) | 66 | #9 | 34'-10" | |
| $a_1$(E) | 44 | #9 | 17'-10" | |
| $a_2$(E) | 112 | #9 | 21'-0" | |
| $a_3$(E) | 56 | #9 | 24'-0" | |
| | | | | |
| b(E) | 43 | #5 | 27'-8" | |
| $b_1$(E) | 63 | #6 | 27'-8" | |
| | | | | |
| h(E) | 56 | #4 | 8'-3" | |
| | | | | |
| p(E) | 44 | #7 | 33'-9" | |
| | | | | |
| s(E) | 126 | #4 | 7'-3" | |
| $s_1$(E) | 40 | #5 | 10'-7" | |
| $s_2$(E) | 56 | #5 | 6'-8" | |
| $s_3$(E) | 56 | #5 | 8'-3" | |
| $s_4$(E) | 48 | #5 | 8'-7" | |
| | | | | |
| u(E) | 28 | #6 | 12'-7" | |
| | | | | |
| v(E) | 16 | #4 | 2'-4" | |
| $v_1$(E) | 16 | #4 | 3'-4" | |
| $v_2$(E) | 32 | #4 | 4'-4" | |
| $v_3$(E) | 264 | #5 | 3'-2" | |
| | | | | |
| Concrete Structures | | | Cu. Yd. | 34.4 |
| Concrete Superstructure | | | Cu. Yd. | 79.3 |
| Reinforcement Bars, Epoxy Coated | | | Pound | 34,160 |
| Precast Concrete Piles, 14" | | | Foot | 555 |
| Test Pile Precast Concrete | | | Each | 2 |
| Name Plates | | | Each | 1 |

Reinforcement bars designated (E) shall be epoxy coated.
For Elevations, Sections A-A, and B-B see sheet 5 of 9.
For Edge Beam Details see Detail A on sheet 5 of 9.

See sheet 5 of 9 for pile cap reinforcement.

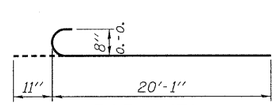


BAR $a_2$(E)

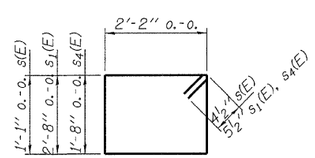


BARS s(E), $s_1$(E) & $s_4$(E)

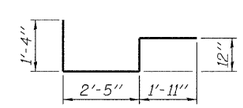


BAR $s_2$(E)

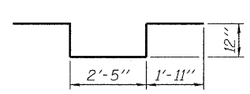


BAR $s_3$(E)

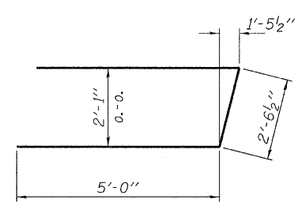


BAR u(E)

## MIN. BAR LAPS

#7 - 3'-7"
#8 - 4'-8"
#9 - 5'-11"

| | | | |
|---|---|---|---|
| FILE NAME = 100353-sht-bridge.dgn | USER NAME = | DESIGNED - A.S.L. | REVISED - |
| HAMPTON, LENZINI AND RENWICK, INC. 3065 STEVENSON DRIVE, SUITE 201 SPRINGFIELD, ILLINOIS 62703 ILLINOIS PROFESSIONAL DESIGN FIRM L.S / PE / SE CORP. 184.000959 | | CHECKED - S.W.M. | REVISED - |
| | PLOT SCALE = | DRAWN - D.T.M. | REVISED - |
| | PLOT DATE = 3/2/2011 | CHECKED - S.W.M. | REVISED - |

**STATE OF ILLINOIS**
**McLEAN COUNTY HIGHWAY DEPARTMENT**

**SUPERSTRUCTURE**
**STRUCTURE NO. 057-3519**
SHEET NO. 4 OF 9 SHEETS

| T.R. | SECTION | COUNTY | TOTAL SHEETS | SHEET NO. |
|---|---|---|---|---|
| 221A | 10-07133-00-BR | McLEAN | 19 | 14 |
| SCHULDT BRIDGE | | CONTRACT NO. 91455 | | |
| | ILLINOIS | FED. AID PROJECT BROS-0113(034) | | |