CONTRACT NO. 97456

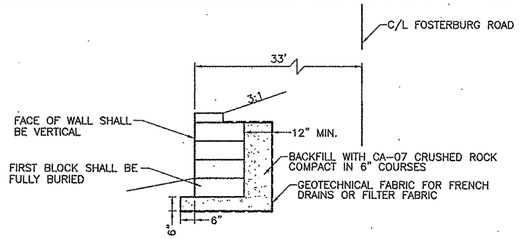

TYPICAL SECTION

NO SCALE

SEGMENTAL CONCRETE BLOCK WALL

SEGMENTAL CONCRETE BLOCK WALL NOTES

1. THE CONTRACTOR SHALL PROVIDE A RETAINING WALL DESIGN SEALED BY AN ENGINEER REGISTERED IN THE STATE OF ILLINOIS.
2. THE RETAINING WALL SHALL BE DESIGNED FOR A 3 TO 1 SLOPE ABOVE THE WALL.
3. THE TYPICAL SECTION INCLUDED HEREIN IS TO SHOW MINIMUM GENERAL DETAILS. THE ACTUAL CONSTRUCTION SHALL FOLLOW THE FINAL APPROVED ENGINEERED DESIGN.
4. THE WALL DESIGN MAY CONSIST OF FREE STANDING UNITS OR MAY USE GEOGRID REINFORCEMENT. IF GEOGRID REINFORCEMENT IS USED, IT SHALL NOT CONFLICT WITH THE PROPOSED STORM SEWER PIPE RUNNING PARALLEL TO THE WALL.

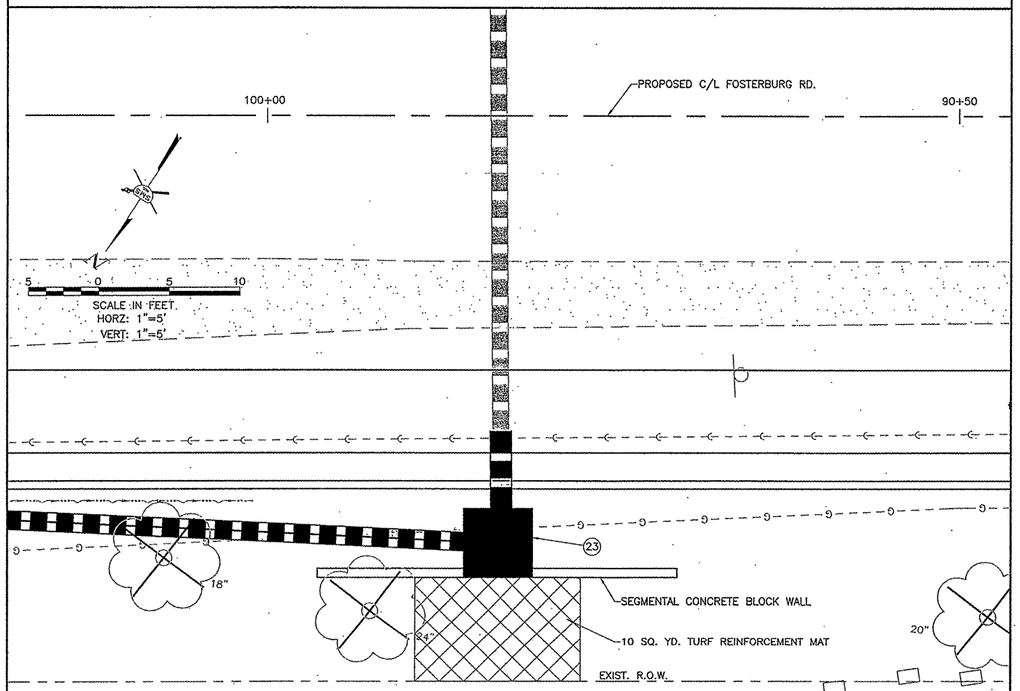

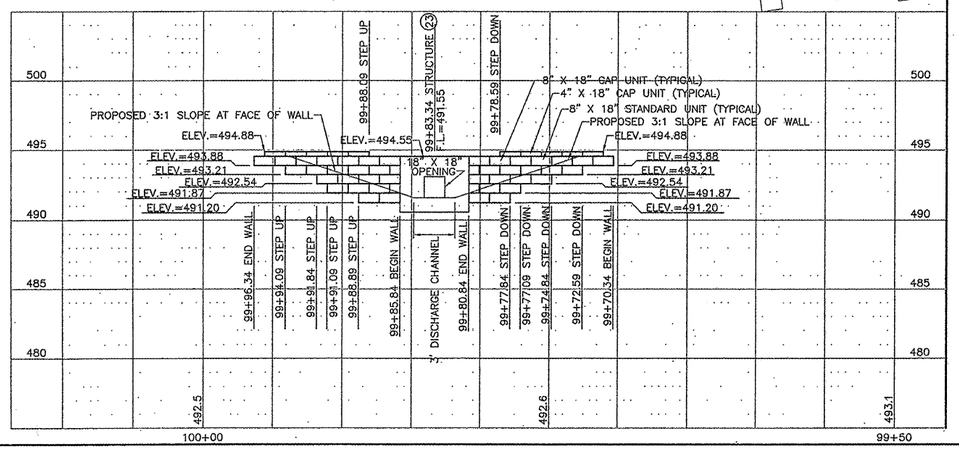

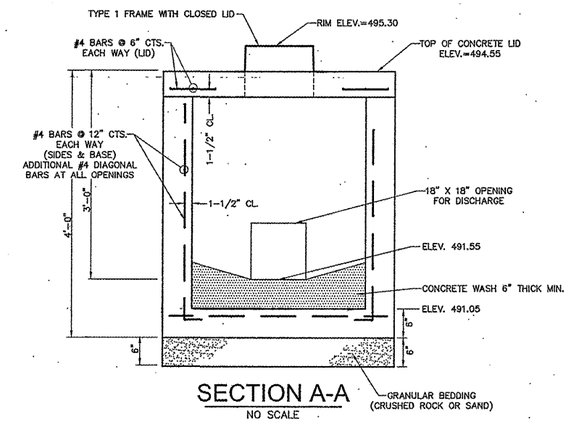

SECTION A-A

NO SCALE

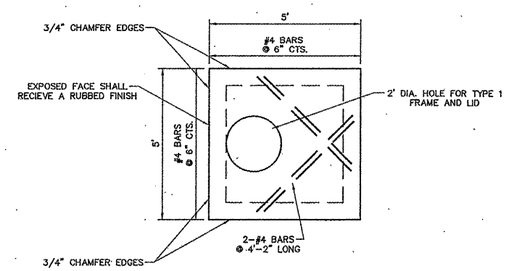

CONCRETE LID

NO SCALE

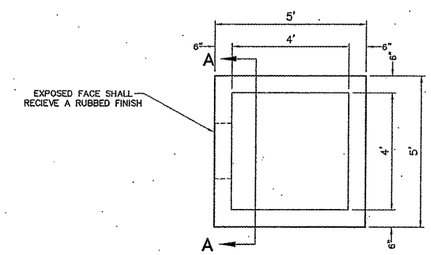

CONCRETE BASE

NO SCALE

DETAIL - INLETS, SPECIAL, NO. 1

NO SCALE

(23) STA. 98+83.34, 30.50' LT.

REVISIONS

SMS ENGINEERS
Sheppard, Morgan & Schwaab, Inc.
CONSULTING ENGINEERS AND LAND SURVEYORS
215 Market Street, P.O. Box E, Alton, IL 62002 618/462-9755 E-mail: mail@smsengineers.com
10 Central Industrial Drive, Suite 3, Granite City, IL 62040 618/877-3700 E-mail: mail@smsengineers.com
DESIGN FIRM # 184-000992

CITY OF ALTON, ILLINOIS
SECTION 05-00218-01-WR
FOSTERBURG ROAD - PHASE 2
CONSTRUCTION DETAILS

DWG. NO.	RET WALL PROFILE.DWG
REF. BK.	PG.
JOB NO.	206612
DSN. BY:	DEG
DWN. BY:	CDP
CHK. BY:	DEG
DATE:	JAN., 2010
SCALE:	SEE DETAILS
SHEET	25 OF 55