NOTES:

1. EXPANSION JOINTS SHOWN ON THIS DRAWING SHALL BE PREFORMED JOINT MATERIAL (BITUMINOUS TYPE) FILLER AND SHALL MEET AASHTO DESIGNATION M-33.

2. ALL WORK AND MATERIALS DETAILED HEREIN SHALL BE INCLUDED IN THE COST OF THE VARIOUS CONCRETE BARRIER PAY ITEMS UNLESS OTHERWISE NOTED.

3. PREFORMED JOINT FILLER SHALL BE INCLUDED IN THE COST OF OF CONCRETE BARRIER OR CONCRETE BARRIER TRANSITION.

4. JOINTS SHALL BE CONSTRUCTED AS SHOWN ON THE PLANS AND IN ACCORDANCE WITH ARTICLE 637.08 OF THE STANDARD SPECIFICATIONS

5. TWO VERTICAL EPOXY COATED, NO. 8 TIE BARS, 10" LONG, SHALL BE PLACED STAGGERED FRONT TO BACK OF THE BARRIER WALL AT 48" CENTERS ALONG THE CONCRETE BARRIER TRANSITION. TIE BARS SHALL BE INCLUDED IN THE COST OF CONCRETE BARRIER TRANSITION.

6. HORIZONTAL TIE BARS SHALL BE NO. 6 EPOXY COATED, 24" LONG, 24" C-C AND SHALL BE INCLUDED IN THE COST OF THE BARRIER BASE. HORIZONTAL TIE BARS ARE REQUIRED WHEN PAVEMENT IS PCC.

7. EXPANSION JOINTS SHALL BE CONSTRUCTED IN BARRIER WALL AT MAXIMUM JOINT SPACING OF 90 FEET AND AS SHOWN ON THE PLANS.

8. VERTICAL TIE BARS ARE REQUIRED WHEN CONCRETE BARRIER AND CONCRETE BARRIER BASE ARE NOT POURED MONOLITHICALLY.

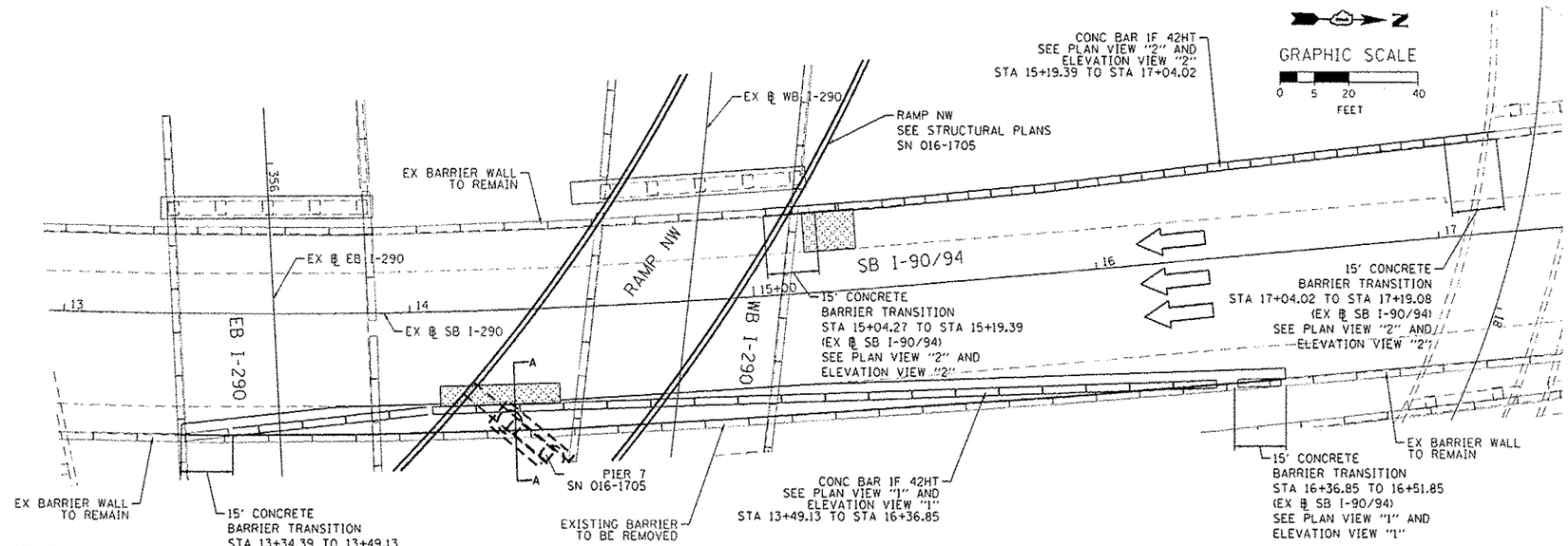

CONCRETE BARRIER, SINGLE FACE, 42 INCH HEIGHT AT SB I-90/94

STA 13+49.13 TO STA 16+36.85 (RIGHT OFFSET)
(EX ℄ SB I-90/94)

CONCRETE BARRIER, SINGLE FACE, 42 INCH HEIGHT AT SB I-90/94

STA 15+19.39 TO STA 17+04.02 (LEFT OFFSET)
(EX ℄ SB I-90/94)

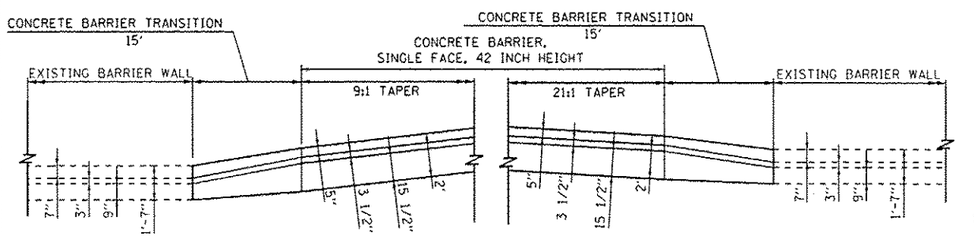

PLAN VIEW "1"
N.T.S.

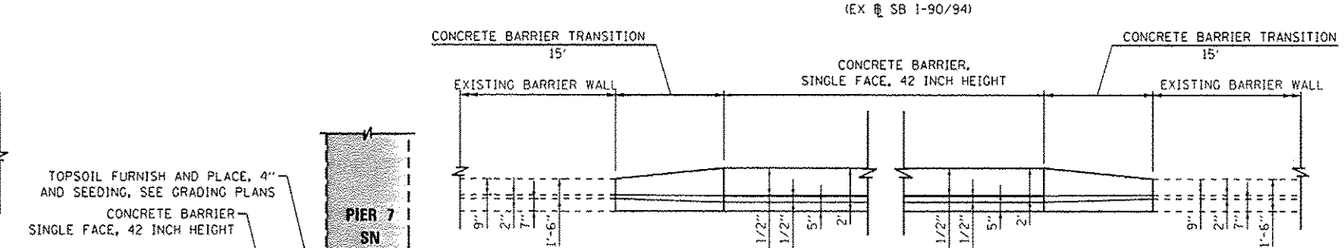

PLAN VIEW "2"
N.T.S.

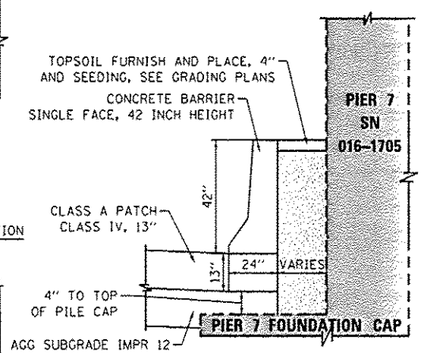

SECTION A-A
N.T.S.

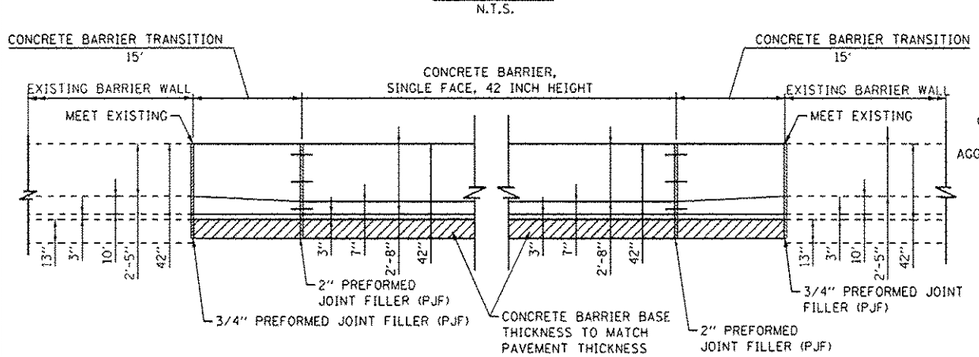

ELEVATION VIEW "1"
N.T.S.

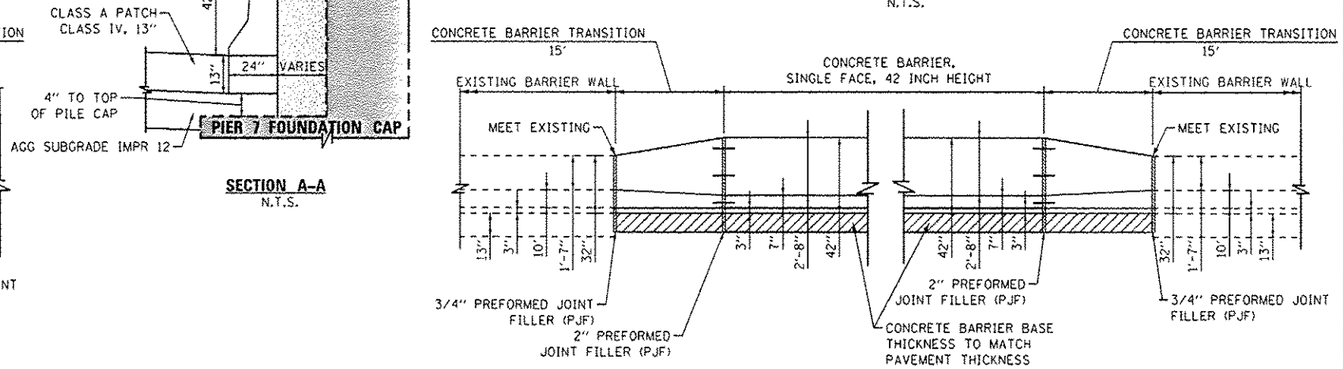

ELEVATION VIEW "2"
N.T.S.

A

FILE PATH : C:\Users\elizadehh\Desktop\Prints\Final Sheets\D160W28-sht-Detail-10.dgn

AECOM
303 EAST WACKER DRIVE, SUITE 1600
CHICAGO, IL 60601-5276
PHONE: (312) 373-7700 FAX: (312) 373-6800

D160W28-sht-Detail-10.dgn	DESIGNED - OPS	REVISED - A 5/27/2014	
USER NAME = elizadehh	DRAWN - NSA	REVISED -	
PLOT SCALE = 40.0000 ' / in.	CHECKED - DBM	REVISED -	
PLOT DATE = 5/27/2014	DATE - 04/28/14	REVISED -	

STATE OF ILLINOIS
DEPARTMENT OF TRANSPORTATION

ROADWAY DETAILS
CONCRETE BARRIER AT SB I-90/94

SCALE: N.T.S. | SHEET 1 OF 1 SHEETS | STA. TO STA.

F.A.I. RTE.	SECTION	COUNTY	TOTAL SHEETS	SHEET NO.
90/94/290	2013-010R	COOK	747	6440

CONTRACT NO. 60W28

ILLINOIS FED. AID PROJECT