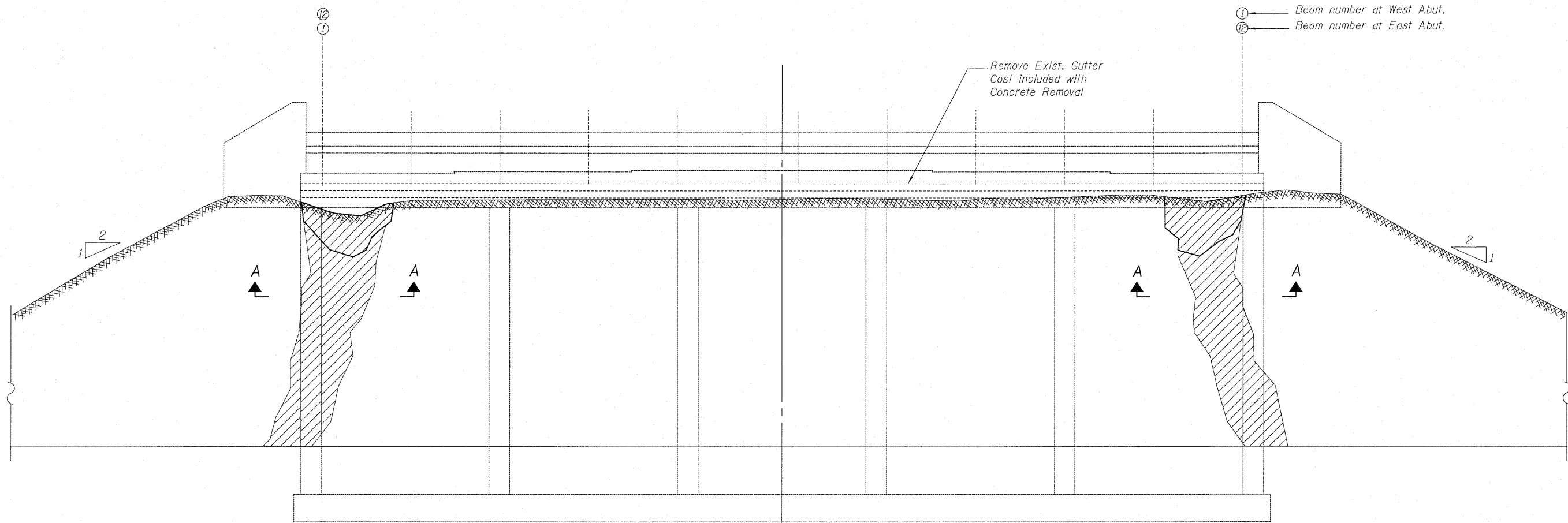
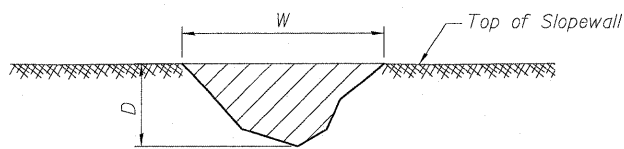


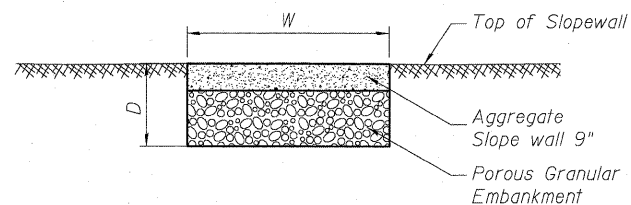
STATE OF ILLINOIS
DEPARTMENT OF TRANSPORTATION



SLOPEWALL ELEVATION
(East & West Abutments)



SECTION A-A
EXISTING



SECTION A-A
PROPOSED

Note:
The quantities shown are for estimating purposes only.
Other areas to be repaired will be determined by the Engineer
at the time of Construction.

① Beam number at West Abut.
② Beam number at East Abut.

BILL OF MATERIAL

Item	Unit	Quantity
Aggregate Slope wall 9"	Sq. Yd.	165
Porous Granular Embankment	Cu. Yd.	118

LOCATION

Location	Units	W (Average)	D (Average)
North West Abutment	Ft.	9.0	3.0
South West Abutment	Ft.	7.0	2.0
North East Abutment	Ft.	7.0	3.5
South East Abutment	Ft.	8.0	3.0

DESIGNED	JPM
CHECKED	TG
DRAWN	MPS
CHECKED	JPM, TG



LEGEND

Repair area

SLOPEWALL REPAIR DETAILS
STRUCTURE NO. 016-0519

SHEET NO. S30	F.A.U. RTE.	SECTION	COUNTY	TOTAL SHEETS	SHEET NO.
	1548	461 (VB&VF) I	COOK	52	42
S34 SHEETS	CONTRACT NO. 60H65				
DATE: 06-22-2010		ILLINOIS FED. AID PROJECT			