

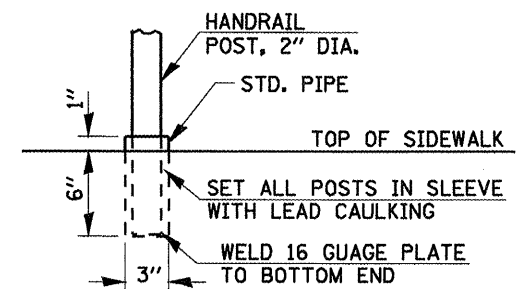
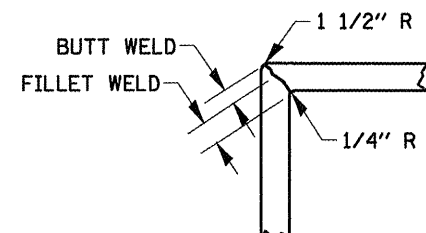
PLAN VIEW



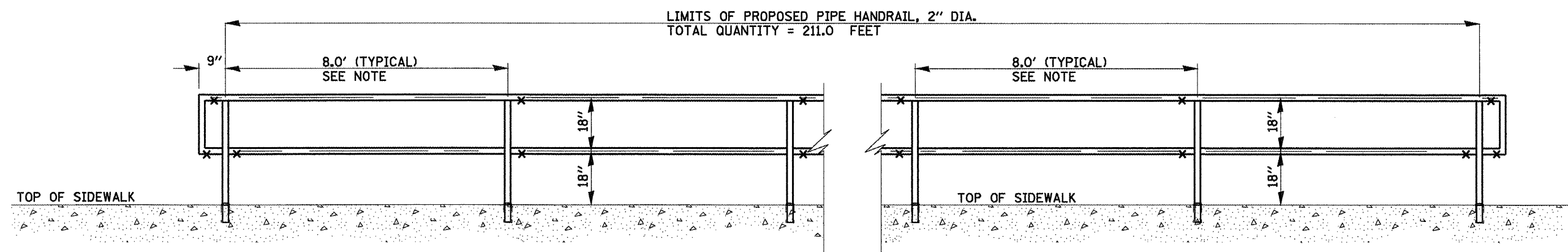
NOTES:

POSTS AND RAILS SHALL BE 2" DIA. GALVANIZED STANDARD STRUCTURAL STEEL PIPE @ 3.65 LBS. PER LINEAR FOOT. ALL CONNECTIONS-MITER, FULL BUTT WELD AND GRIND SMOOTH. PROVIDE 5/16" DIA. VENT HOLES PER SECTION AT LOCATIONS MARKED WITH AN 'X'.

THE CONTRACTOR SHALL PLACE THE HANDRAIL POSTS 8'-0" APART UNLESS PROPOSED POST HOLE SPACING IS IN CONFLICT WITH CONCRETE PIER BASE OR EXISTING POST HOLE. ALLOW 6" CLEAR DISTANCE WHEN PROPOSED POST HOLE IS IN CONFLICT. A MAXIMUM SPACING OF 8'-0" IS ALLOWED BETWEEN POSTS.



HANDRAIL POST DETAIL (ALL POSTS)



ELEVATION VIEW

FILE NAME =
c:\pwork\pwork\PIWIDOT\LAUGHLINRL\d0125356\672C52-shd-details.dgn

USER NAME = loughlinr1
PLOT SCALE = 48.0000' / IN.
PLOT DATE = Mar-26-2010 12:00:45PM

DESIGNED - RTS	REVISED - RTS 3-10-10
DRAWN - RTS	REVISED -
CHECKED - MEB	REVISED -
DATE - 01-29-10	REVISED -

**STATE OF ILLINOIS
DEPARTMENT OF TRANSPORTATION**

PIPE HANDRAIL DETAILS

SCALE: SHEET NO. 1 OF 1 SHEETS STA. TO STA.

*- 20RS-7, 21RS-6, 104RS, 105RS-4
**- 42, 325

F.A.P. RTE.	SECTION	COUNTY	TOTAL SHEETS	SHEET NO.
**	*	MONTGOMERY	60	55
CONTRACT NO. 72C52				
ILLINOIS FED. AID PROJECT				