BENCH MARK: Monument No. 11: Aluminum disk set in the back of a 4.5' concrete walk (end of walk), located on the west side of Illinois Route 3 approximately 0.3 miles south of Canal Street (Brooklyn). El. 414.02
EXISTING STRUCTURE: None

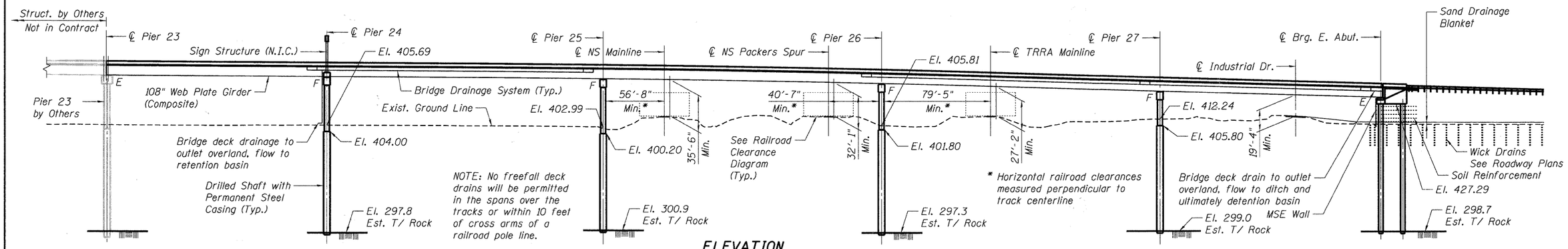

ELEVATION

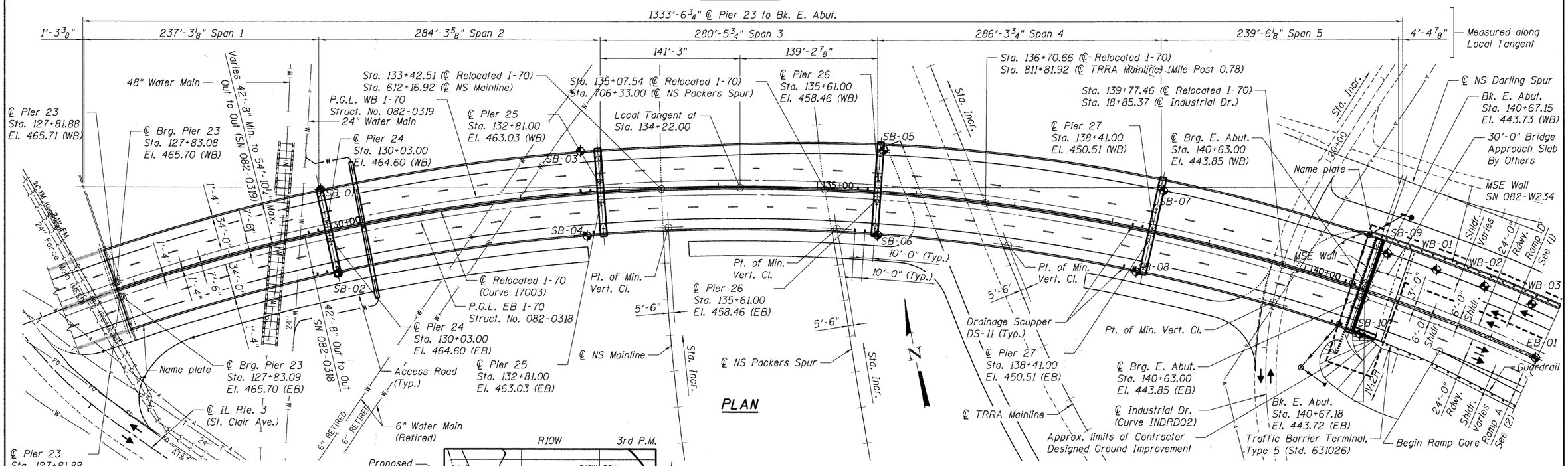

PLAN

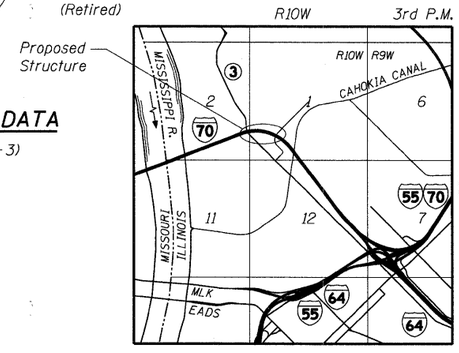

LOCATION SKETCH

DESIGN SPECIFICATIONS

2007 AASHTO LRFD Bridge Design Specifications with 2008 & 2009 Interim Revisions

SEISMIC DATA

(See Sheet S-3)

DESIGN LOADING

Vehicular Live Load: HL-93
Future Wearing Surface: 50 psf

DESIGN STRESSES

fc' = 3,500 psi
fy = 60,000 psi (reinforcement)
fy = 50,000 psi (AASHTO M 270 Grade 50W)

℄ RELOCATED I-70 CURVE I7003

PI Sta. = 138+29.72
Δ = 74°40'52" (RT)
D = 2°56'04"
R = 1,952.50'
T = 1,489.60'
L = 2,544.95'
E = 503.34'
SE = 5.40%
PC Sta. = 123+40.13
PT Sta. = 148+85.08

℄ INDUSTRIAL DR. CURVE INDRD02

PI Sta. = 17+68.75
Δ = 87°47'02" (RT)
D = 15°03'19"
R = 380.57'
T = 366.13'
L = 583.08'
E = 147.52'
SE = n/a
PC Sta. = 14+02.62
PT Sta. = 19+85.70

(1) Ramp D (Auxilliary Lane) Drop Taper begins at Sta. 139+90.69, Offset 43.5' LT and ends at Sta. 133+42.43, Offset 31.5 LT.

(2) Ramp A Taper begins at Sta. 141+51.57, Offset 31.50' RT and ends at Sta. 144+42.57, Offset 43.5' RT.

APPROVED
FOR STRUCTURAL ADEQUACY ONLY
Ralph E. Anderson (TJD)
ENGINEER OF BRIDGES AND STRUCTURES

STATE OF ILLINOIS
R. SHANKAR NAIR
81-3676
CHICAGO
LICENSED STRUCTURAL ENGINEER
6/4/10
Exp 11/30/10

FILE NAME = $FILEL$	USER NAME = $USER$	DESIGNED - KK	REVISED -
		DRAWN - KK	REVISED -
	PLOT SCALE = $SCALE$	CHECKED - TCU	REVISED -
TENG TENG & ASSOCIATES, INC. ENGINEERS/ARCHITECTS/PLANNERS CHICAGO, ILLINOIS	PLOT DATE = $DATE$	DATE - 06/04/10	REVISED -

STATE OF ILLINOIS
DEPARTMENT OF TRANSPORTATION
I-70 CONNECTION OVER
NS, TRRA, MCT AND INDUSTRIAL DR.

GENERAL PLAN & ELEVATION

SCALE: | SHEET NO. S-1 OF S-111 | STA. 134+22.00 TO STA.

F.A.P. RTE.	SECTION	COUNTY	TOTAL SHEETS	SHEET NO.
998	82-2-IHVB	ST. CLAIR	285	111
SN 082-0318 (EB) & 0319 (WB)		CONTRACT NO. 76C44		
FED. ROAD DIST. NO.	ILLINOIS	FED. AID PROJECT		

...\082C0318-CONN-05-001-TL.DGN, ...\082C0318-CONN-05-001-TL.DGN, ...\082C0318-CONN-05-001-SL.DGN, ...\082C0318-CONN-99-01LDMENT1.DGN, ...\082C0318-CONN-99-01TL1.DGN, ...\082C0318-CONN-99-1GP01.DGN, ...\082C0318-CONN-99-1GP01.DGN
6-03-2010, 10:07:02 BONDHLUD \\TS-90444\AVAVAULT, LD-TranS, 87.22262\208969-001\STRUCT\CAD\01 DESIGN\082C0318\SHEET\082C0318-CONN-05-001-SH1-PGL.DGN