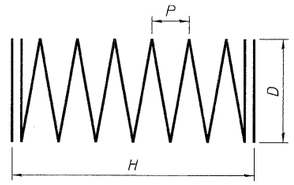

sp10 thru sp16(E) Bars

Bar	H	D	P	Length*
sp10	63'-0"	5'-10"	6"	2,339'
sp11	45'-10"	5'-10"	3"	3,379'
sp12(E)	15'-0"	4'-8"	4"	695'
sp13(E)	35'-8"	4'-8"	4"	1,592'
sp14(E)	34'-10"	4'-8"	4"	1,555'
sp15(E)	33'-11"	4'-8"	4"	1,516'
sp16(E)	33'-1"	4'-8"	4"	1,479'

* For Information Only - length calculated as continuous bar (ignoring splices).

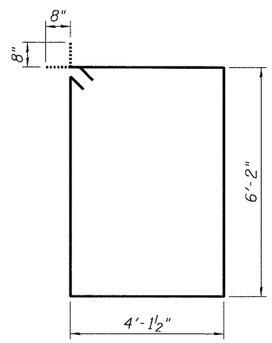

s10(E) Bars

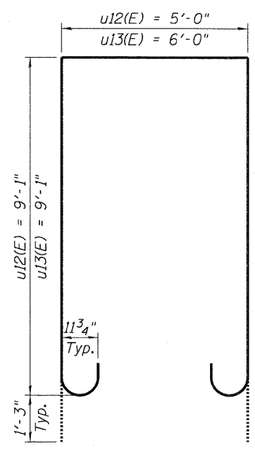

u12(E) & u13(E) Bars



h10(E), h13(E), s12(E), s13(E), u10(E), u11(E), u14(E) Bars

Bar	A	B	Length
h10(E)	8'-6"	1'-6"	11'-6"
h13(E)	7'-11"	1'-6"	10'-11"
s12(E)	6'-2"	1'-0"	8'-2"
s13(E)	6'-2"	1'-0"	8'-2"
u10(E)	6'-0"	7'-9"	21'-6"
u11(E)	6'-2"	1'-6"	9'-2"
u14(E)	5'-2"	4'-4"	13'-10"



h11(E), h14(E), h15(E), p10(E), p12(E) Bars

Bar	A	B	Length
h11(E)	8'-5"	1'-6"	9'-11"
h14(E)	10'-2"	1'-6"	11'-8"
h15(E)	13'-6"	1'-6"	15'-0"
p10(E)	52'-2"	2'-0"	54'-2"
p12(E)	53'-1"	2'-0"	55'-1"

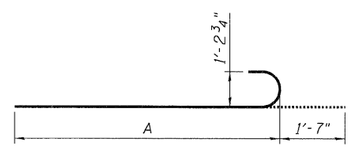

v15(E) - v18(E) & v5(E) Bars

Bar	A	Length
v15(E)	43'-9"	45'-4"
v16(E)	42'-11"	44'-6"
v17(E)	42'-0"	43'-7"
v18(E)	41'-2"	42'-9"
v5(E)	12'-3"	13'-10"

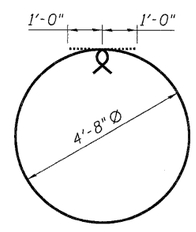

s11(E) Bars

PIER 24 BAR LIST

Bar	No.	Size	Length	Shape	
h10(E)	7	#6	11'-6"		
h11(E)	28	#6	9'-11"		
h12(E)	7	#6	10'-4"		
h13(E)	7	#6	10'-11"		
h14(E)	21	#6	11'-8"		
h15(E)	7	#6	15'-0"		
p10(E)	32	#11	54'-2"		
p11(E)	20	#8	49'-4"		
p12(E)	46	#11	55'-1"		
s10(E)	296	#6	21'-11"		
s11(E)	84	#6	16'-8"		
s12(E)	36	#6	8'-2"		
s13(E)	72	#6	8'-2"		
sp10	4	#6	63'-0"		*
sp11	4	#6	45'-10"		*
sp12(E)	4	#6	15'-0"		*
sp13(E)	1	#6	35'-8"		*
sp14(E)	1	#6	34'-10"		*
sp15(E)	1	#6	33'-11"		*
sp16(E)	1	#6	33'-1"		*
u10(E)	10	#8	21'-6"		
u11(E)	102	#6	9'-2"		
u12(E)	10	#9	25'-8"		
u13(E)	10	#9	26'-8"		
u14(E)	18	#6	13'-10"		
v10	88	#14	53'-4"		
v11	88	#14	55'-5"		
v1	88	#14	38'-10"		
v2(E)	36	#11	10'-6"		
v3(E)	36	#11	12'-6"		
v4(E)	72	#11	14'-6"		
v15(E)	18	#11	45'-4"		
v16(E)	18	#11	44'-6"		
v17(E)	18	#11	43'-7"		
v18(E)	18	#11	42'-9"		
v5(E)	72	#11	13'-10"		

* Length is height of spiral

PIER 24 BILL OF MATERIAL

Item	Unit	Total
Structure Excavation	Cu. Yd.	52
Concrete Structures	Cu. Yd.	287.5
Furnishing and Erecting Structural Steel	Pound	1,150
Reinforcement Bars	Pound	133,700
Reinforcement Bars, Epoxy Coated	Pound	89,380
Permanent Casing	Foot	425
Drilled Shaft in Soil	Cu. Yd.	523
Drilled Shaft in Rock	Cu. Yd.	13
Mechanical Splicers	Each	160
Crosshole Sonic Logging	Each	1

NOTES:

1. Work this sheet with Shts. S-79 & S-80.
2. The quantities and reinforcement detailing shown are based on the top of shaft and estimated top of rock elevations shown and may change based on the actual elevations encountered at each shaft.