

STATE OF ILLINOIS
DEPARTMENT OF TRANSPORTATION

GENERAL NOTES

All structural steel shall conform to AASHTO Classification M-270 Gr. 36, unless otherwise noted. (Calculated weight of Structural Steel = 9260 pounds)
Fasteners shall be high strength bolts. Bolts 7/8"φ, open holes 15/16"φ, unless otherwise noted.

Plan dimensions and details relative to existing plans are subject to nominal construction variations. The Contractor shall field verify existing dimensions and details affecting new construction and make necessary approved adjustments prior to construction or ordering of materials. Such variations shall not be cause for additional compensation for a change in scope of the work, however, the Contractor will be paid for the quantity actually furnished at the unit price bid for the work.

The Organic Zinc Rich Primer / Epoxy / Urethane Paint System shall be used for painting of new structural steel except where otherwise noted. The entire system shall be shop applied, with the exception that masked off connection surfaces, field installed fasteners and damaged areas shall be touched up in the field. The color of the final finish coat for all interior steel surfaces shall be Gray, Munsell No. 5B 7/1. The color of the final finish coat for the exterior and bottom flange of the fascia beams shall be Reddish Brown, Munsell No. 2.5YR 3/4. See Special Provision for "Cleaning and Painting New Metal Structures".

Load carrying components designated "NTR" shall conform to the Supplemental Requirements for Notch Toughness, Zone 2.

Diaphragm connection holes shall be 15/16"φ for 3/4"φ bolts. Two hardened washers shall be required at diaphragm connections.

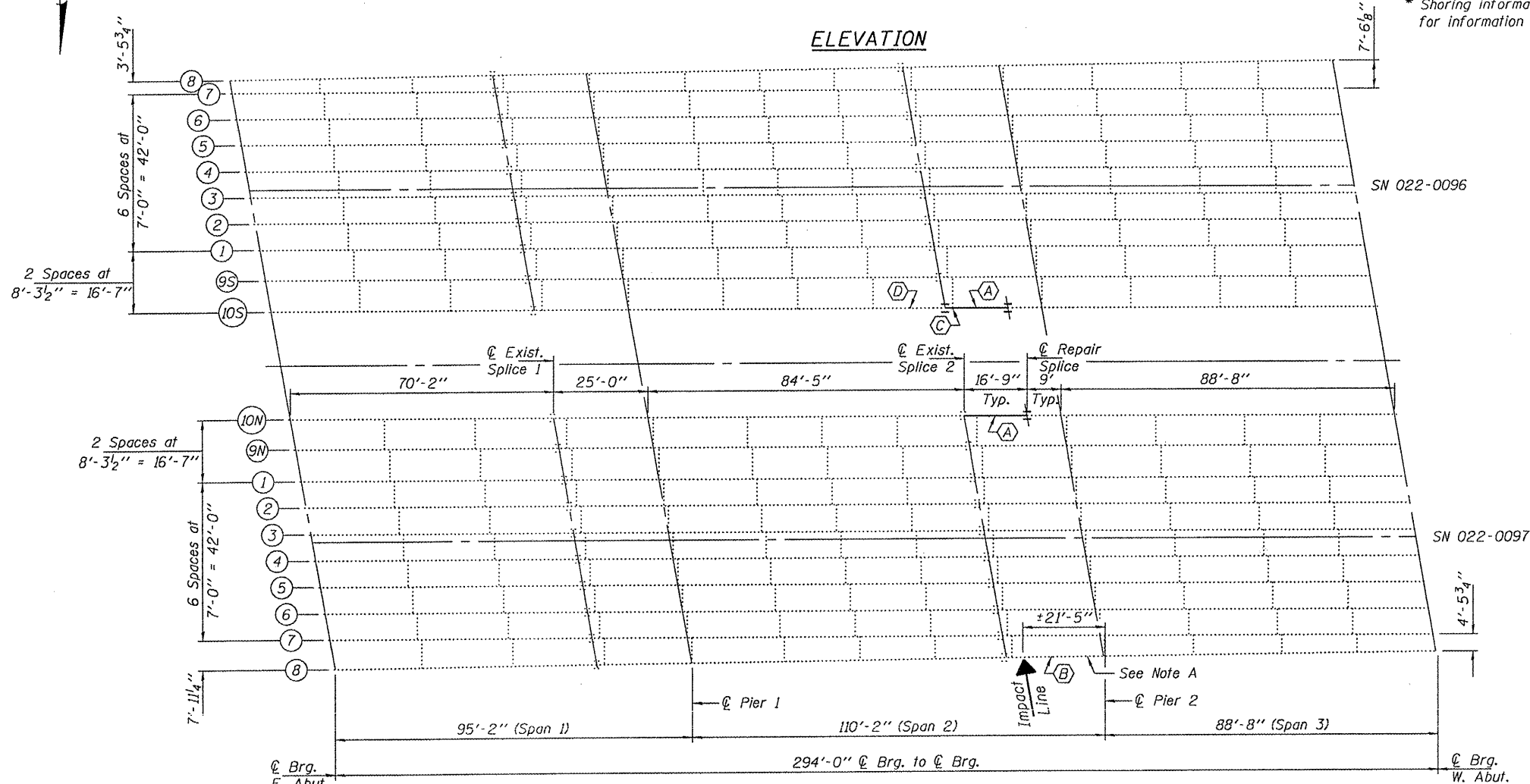
* The Contractor shall provide support and/or shoring systems for the slab and beam in the area of existing beam removal. See Special Provisions "Temporary Shoring and Cribbing" and "Temporary Slab Support System."

* Temporary shoring is required for Beams 10S & 10N. The shoring shall be removed as soon as possible after the splice is completed to minimize Traffic Control.

* Temporary shoring may be required to facilitate alignment of existing splice. Use 12" x 12" Timbers or HP's to be paid for as Temporary Shoring and Cribbing.

* Shoring information is provided for information only.

ELEVATION



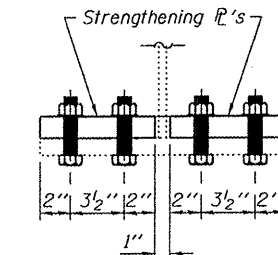
FRAMING PLAN

- (A) - Existing Beam to be Replaced.
- (B) - Existing Beam to be Straightened & Strengthened.
- (C) - Replace Bottom Clip Angle.
- (D) - Existing Beam to be Straightened.

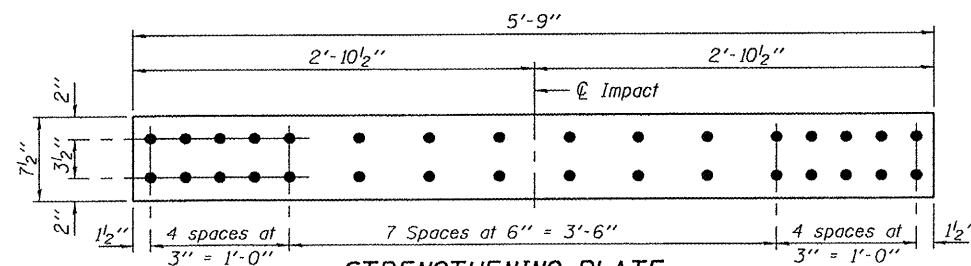
Note A:
Conduit welded to the bottom flange may need to be removed and replaced to facilitate placement of strengthening R's.

TOTAL BILL OF MATERIAL

ITEM	UNIT	QUANTITY
Furnishing Structural Steel	L.S.	1
Storage of Structural Steel	Cal. Da	30



STRENGTHENING DETAIL



STRENGTHENING PLATE


R 1 3/8" x 7 1/2" x 5'-9" (NTR)
(2 Required)

PLAN & ELEVATION
SN 022-0096 & 0097

SHEET NO. 1	F.A.I. RTE.	SECTION	COUNTY	TOTAL SHEETS	SHEET NO.
2 SHEETS	290	22-2HB-1-F	DUPAGE	4	3
FED. ROAD DIST. NO.			ILLINOIS FED. AID PROJECT		

DESIGNED *Auge Beyou* JUN 18, 2009
 CHECKED *Adrian I. Holloway*
 DRAWN *Kyle M. Steffen*
 CHECKED *ASB ATH*

EXAMINED *Carl Pinner*
 PASSED *Ralph E. Anderson*



Expires: November 30, 2010