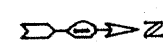
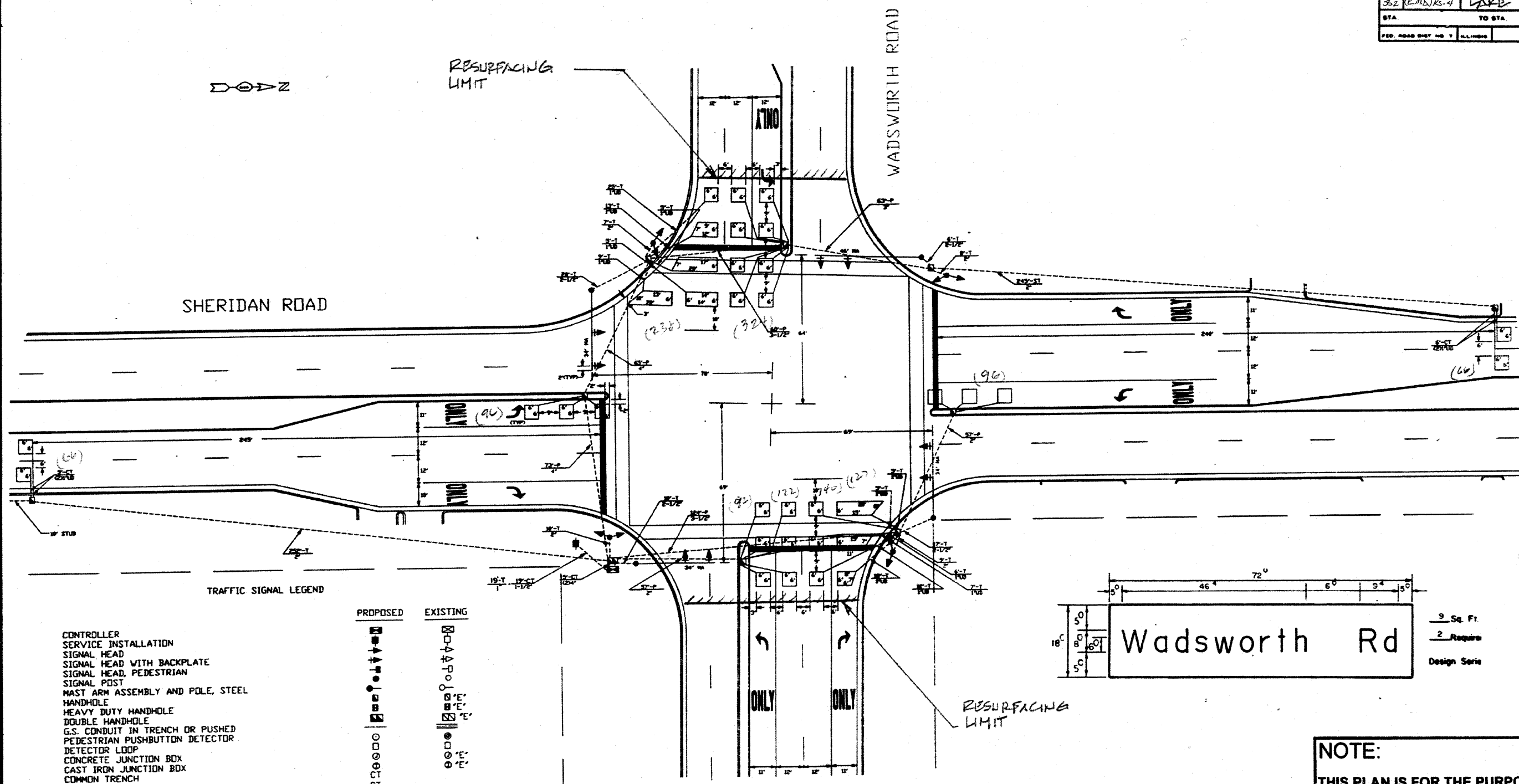


SECTION	COUNTY	TOTAL SHEETS	SHEET NO.
352 (E.M.D.) R-4	LAKE	41	19
STA. TO STA.			
FED. ROAD DIST. NO. 1		ILLINOIS	FED. AID PROJECT



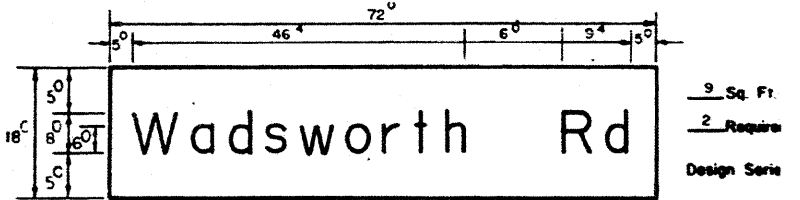
SHERIDAN ROAD

WADSWORTH ROAD

TRAFFIC SIGNAL LEGEND

- CONTROLLER
- SERVICE INSTALLATION
- SIGNAL HEAD
- SIGNAL HEAD WITH BACKPLATE
- SIGNAL HEAD, PEDESTRIAN
- SIGNAL POST
- MAST ARM ASSEMBLY AND POLE, STEEL
- HANDHOLE
- HEAVY DUTY HANDHOLE
- DOUBLE HANDHOLE
- G.S. CONDUIT IN TRENCH OR PUSHED
- PEDESTRIAN PUSHBUTTON DETECTOR
- DETECTOR LOOP
- CONCRETE JUNCTION BOX
- CAST IRON JUNCTION BOX
- COMMON TRENCH
- SPECIAL TRENCH
- MAST ARM ASSEMBLY AND POLE, ALUMINUM
- EMERGENCY VEHICLE SYSTEM DETECTOR
- SIGNAL HEAD OPTICALLY PROGRAMMED
- CONDUIT SPLICE
- WOOD POLE
- RACEWAY FOR MAGNETIC DETECTOR, TYPE I OR TYPE II
- VEHICLE DETECTOR, NON COMPENSATED MAGNETIC TYPE
- RAILROAD CONTROL CABINET
- SIDEWALK RAMPS

PROPOSED	EXISTING



**REPLACE ALL DETECTOR LOOPS AS SHOWN**  
(WITHIN THE RESURFACING LIMITS)

CODE NO.	QUANTITY	UNIT	ITEM
86600600	1367	Foot	Detector Loop Replacement

REVISIONS	
NAME	DATE

**NOTE:**  
THIS PLAN IS FOR THE PURPOSE OF REPLACING THE DETECTOR LOOPS ONLY. ALL OTHER INFORMATION SHOWN IS NOT RELATED AND WILL BE DISREGARDED.

ILLINOIS DEPARTMENT OF TRANSPORTATION  
**DETECTOR LOOP REPLACEMENT**  
SHERIDAN RD. @ WADSWORTH RD.  
SCALE NONE  
DATE JAN. 2007  
DRAWN BY: JHE  
DESIGNED BY: JHE  
CHECKED BY: DAD.