

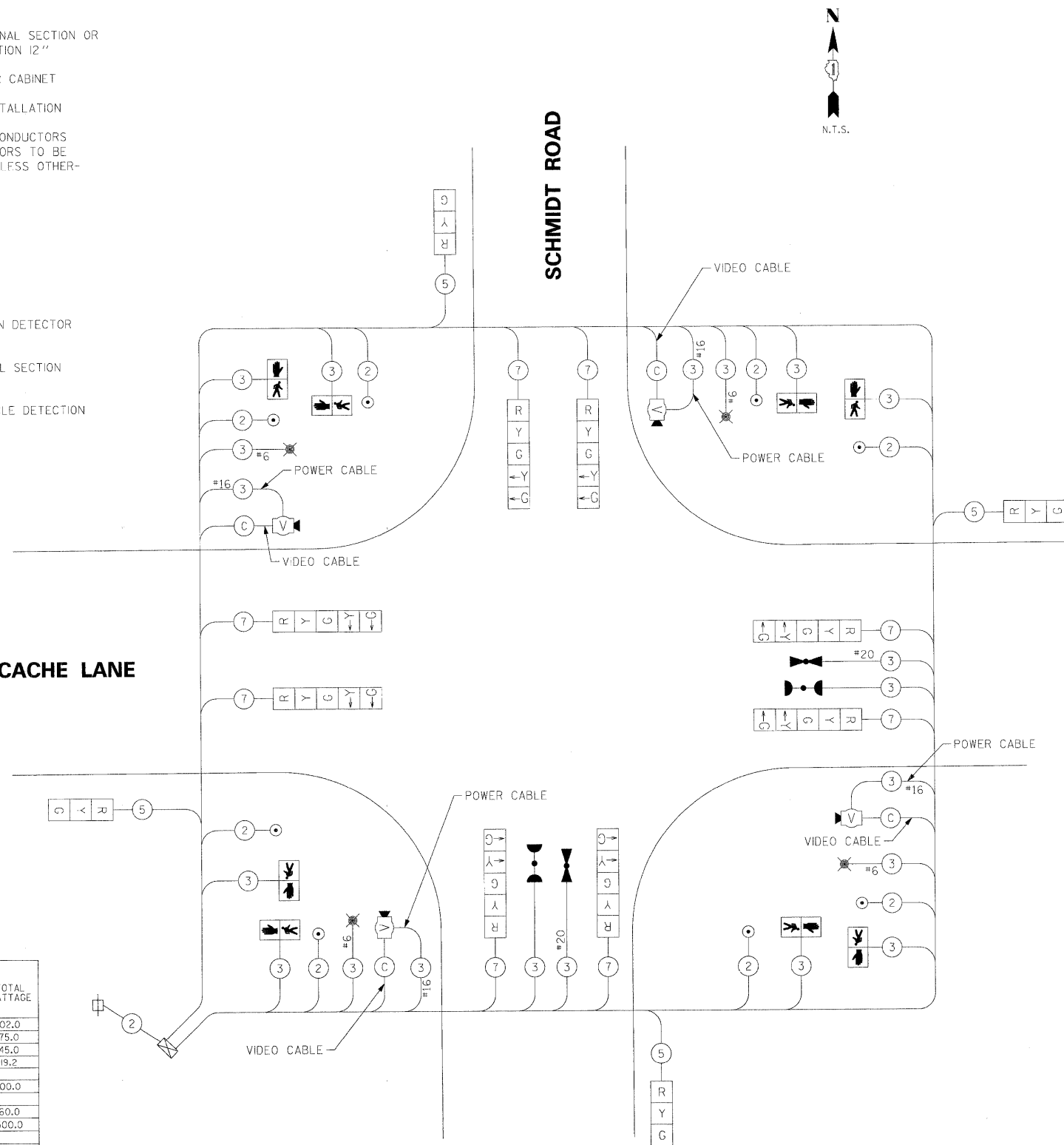
CONTRACT NO.				
F.A.A. RTE.	SECTION	COUNTY	TOTAL SHEETS	SHEET NO.
1578	*	WILL	155	120
STA.		TO STA.		
FED. ROAD DIST. NO.		ILLINOIS FED. AID PROJECT		
* 06-00046-00-PF				

TEMPORARY CABLE DIAGRAM LEGEND

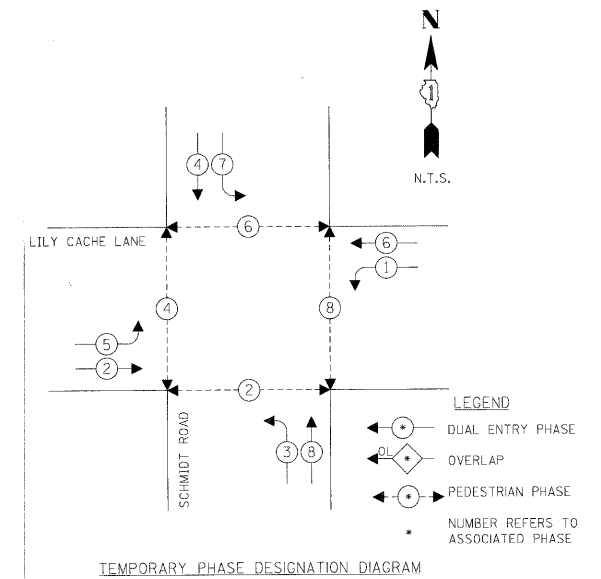
- R TEMPORARY TRAFFIC SIGNAL SECTION OR PEDESTRIAN SIGNAL SECTION 12"
- X TEMPORARY CONTROLLER CABINET
- + TEMPORARY SERVICE INSTALLATION
- 5 INDICATES NUMBER OF CONDUCTORS IN CABLE. ALL CONDUCTORS TO BE NUMBER 14 AWG WIRE UNLESS OTHERWISE NOTED.
- EMERGENCY VEHICLE LIGHT DETECTOR
- CONFIRMATION BEACON
- VEHICLE DETECTOR, INDUCTION LOOP
- PEDESTRIAN PUSHBUTTON DETECTOR
- 12" 12" PEDESTRIAN SIGNAL SECTION
- V TEMPORARY VIDEO VEHICLE DETECTION
- TEMPORARY LUMINAIRE

LILY CACHE LANE

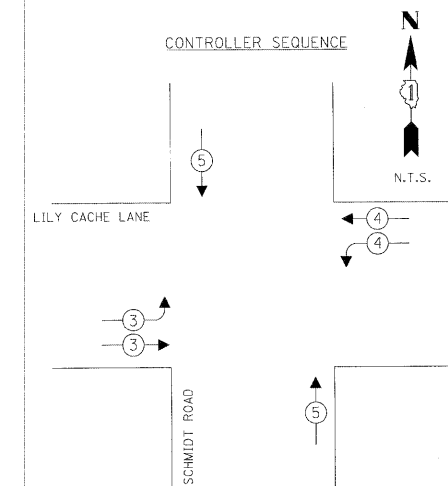
SCHMIDT ROAD



TEMPORARY CABLE PLAN



TEMPORARY PHASE DESIGNATION DIAGRAM



CONTROLLER SEQUENCE

PROPOSED EMERGENCY VEHICLE PREEMPTORS			
EMERGENCY VEHICLE PREEMPTOR	3	4	5
MOVEMENT			

PROPOSED EMERGENCY VEHICLE PREEMPTION SEQUENCE AFTER ORCHARD GATEWAY OPENING

TYPE	NO. LAMPS	WATTAGE INCAND.	LED	% OPERATION	TOTAL WATTAGE
SIGNAL (RED)	12	135	17	0.50	102.0
(YELLOW)	12	135	25	0.25	75.0
(GREEN)	12	135	15	0.25	45.0
ARROW	16	135	12	0.10	19.2
PED. SIGNAL					
CONTROLLER	1	100	100	1.00	100.0
ILLUM. SIGN					
VIDEO CAMERAS	4	15		1.00	60.0
LUMINAIRE	4	250		0.50	500.0
FLASHER					
TOTAL=					901.2

ENERGY COSTS TO:
VILLAGE OF BOLINGBROOK

ENERGY SUPPLY CONTACT:
PHONE:
COMPANY:

REVISIONS	
NAME	DATE

ILLINOIS DEPARTMENT OF TRANSPORTATION

TEMPORARY CABLE PLAN

LILY CACHE LANE AT SCHMIDT ROAD

SCALE: N.T.S.
DATE: 03/31/2009

DRAWN BY: NMR
CHECKED BY: DJL

PLOT DATE = 4/2/2009
 PLOT NAME = \\V:\projects\10225\cadd\lan\lilycache\10225_Schmidt_TS.dwg
 PLOT SCALE = 20.000000 / 1.00
 USER NAME = BUSER9

FILES