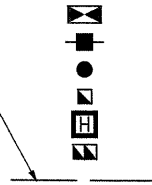


F.A.U. RTE.	SECTION	COUNTY	TOTAL SHEETS	SHEET NO.
1503	08-00260-01-PV	KANE	176	91
STA.		TO STA.		
FED. ROAD DIST. NO.		ILLINOIS FED. AID PROJECT		

UNDERGROUND TRAFFIC SIGNAL EQUIPMENT LEGEND

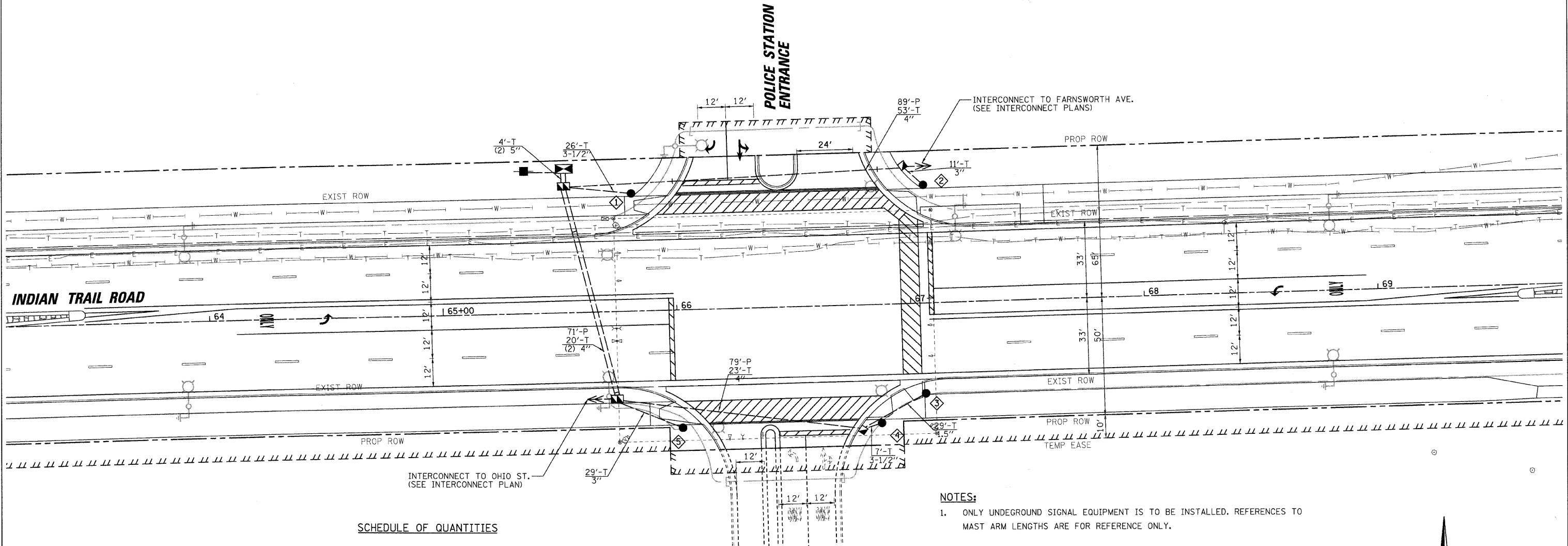
- CONTROLLER (FOUNDATION)
- SERVICE INSTALLATION (FUTURE)
- SIGNAL POST / MAST ARM POLE FOUNDATION
- HANDHOLE
- HEAVY DUTY HANDHOLE
- DOUBLE HANDHOLE
- CONDUIT
- COMMON TRENCH

LENGTH- P (PUSHED)
LENGTH- T (TRENCH)
DIAMETER



SCHEDULE OF POSTS AND MAST ARMS

NO.	ITEM	STATION; OFFSET	FOUNDATION TYPE
1	STEEL COMBO. MAST ARM & POLE, 34'	65+81.76; 50.25' LT	TYPE E, 36" DIA.
2	STEEL COMBO. MAST ARM & POLE, 54'	67+06.81; 50.50' LT	TYPE E, 36" DIA.
3	PEDESTRIAN PUSH-BUTTON POST	67+05.49; 38.50' RT	PUSH-BUTTON POST
4	STEEL COMBO. MAST ARM & POLE, 34'	66+86.41; 50.50' RT	TYPE E, 36" DIA.
5	STEEL COMBO. MAST ARM & POLE, 24'	66+01.23; 50.25' RT	TYPE E, 36" DIA.

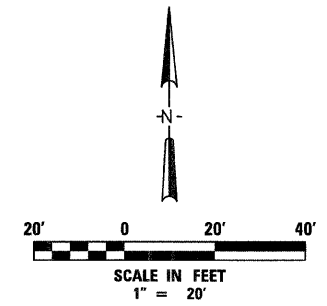


SCHEDULE OF QUANTITIES

IDOT CODE	DESCRIPTION	UNITS	QUANTITY
81000500	CONDUIT IN TRENCH, 1-1/2" DIA., GALVANIZED STEEL	FOOT	29
81000600	CONDUIT IN TRENCH, 2" DIA., GALVANIZED STEEL	FOOT	400
81000800	CONDUIT IN TRENCH, 3" DIA., GALVANIZED STEEL	FOOT	40
81000900	CONDUIT IN TRENCH, 3-1/2" DIA., GALVANIZED STEEL	FOOT	33
81001000	CONDUIT IN TRENCH, 4" DIA., GALVANIZED STEEL	FOOT	116
81001100	CONDUIT IN TRENCH, 5" DIA., GALVANIZED STEEL	FOOT	8
81018900	CONDUIT, PUSHED 4" DIA., GALVANIZED STEEL	FOOT	239
81400700	HANDHOLE, PORTLAND CEMENT CONCRETE	EACH	5
81400720	DOUBLE HANDHOLE, PORTLAND CEMENT CONCRETE	EACH	2
81900200	TRENCH AND BACKFILL FOR ELECTRICAL WORK	FOOT	626
87800150	CONCRETE FOUNDATION, TYPE C	FOOT	4
87800415	CONCRETE FOUNDATION, TYPE E 36-INCH DIAMETER	FOOT	60

NOTES:

- ONLY UNDERGROUND SIGNAL EQUIPMENT IS TO BE INSTALLED. REFERENCES TO MAST ARM LENGTHS ARE FOR REFERENCE ONLY.
- CONDUIT OPENINGS AT THE TOP OF A FOUNDATION SHALL BE CAPPED.



RESTORATION OF WORK AREA. RESTORATION OF THE TRAFFIC SIGNAL WORK AREA WILL BE INCIDENTAL TO THE RELATED PAY ITEM SUCH AS FOUNDATION, CONDUIT, HANDHOLE, TRENCH AND BACKFILL, ETC., AND NO EXTRA COMPENSATION WILL BE ALLOWED. ALL ROADWAY SURFACES SUCH AS SHOULDERS, MEDIANS, SIDEWALKS, PAVEMENT, ETC. SHALL BE REPLACED IN KIND. ALL DAMAGE TO MOWED LAWNS SHALL BE REPLACED WITH AN APPROVED SOD. AND ALL DAMAGE TO UNMOWED FIELDS SHALL BE SEEDING IN ACCORDANCE WITH STANDARD SPECIFICATIONS 252 AND 250 RESPECTIVELY.

REVISIONS	
NAME	DATE

ILLINOIS DEPARTMENT OF TRANSPORTATION
 TRAFFIC SIGNAL FOUNDATION PLAN
 INDIAN TRAIL ROAD AND
 POLICE STATION
 SCALE: VERT. 1"=20'
 DATE 1/7/09
 DRAWN BY KMA
 CHECKED BY TC/SBP



PLOT DATE = 1/5/2009
 FILE NAME = H:\Aurora\120089_11\PHU\Civil\Sheet\Signal_PSD.dgn
 PLOT SCALE = 1"=20'
 USER NAME = JUSER