



M1-4
24"X24"
OR
36"X36"



M2-1
30"X15"



M3-1
24"X12"



M3-3
24"X12"



M5-1L
21"X15"



M5-2L
21"X15"



M6-1
21"X15"



R1-1
30"X30"




R2-1
36"X48"




R2-1
30"X36"



R3-2
30"X30"



R5-1
36"X36"



R3-5R
30"X30"



R5-1A
36"X24"



R6-1L
36"X12"



R6-1R
36"X12"



R8-8
24"X30"




R10-11a
24"X24"



W4-1R
36"X36"




W1-6
36"X18"



W10-3
36"X36"



W12-2
36"X36"



W13-2
36"X48"



W14-1
30"X30"

REVISIONS	
NAME	DATE

ILLINOIS DEPARTMENT OF TRANSPORTATION
U.S. 41 (SKOKIE HIGHWAY)
AT IL ROUTE 132
SIGNING LEGEND
SHEET 1 OF 1

SCALE: NOT TO SCALE DRAWN BY: JDF
DATE: MAY 12, 2008 CHECKED BY: AB

PLAN	DATE
SURVEYED	BY
PLOTTED	DATE
NOTED	BY
NO. OF WAY CHECKED	DATE
CADD FILE NAME	

PROFILE	DATE
SURVEYED	BY
PLOTTED	DATE
NOTED	BY
NO. OF WAY CHECKED	DATE
STRUCTURE NOTATIONS CHKD	