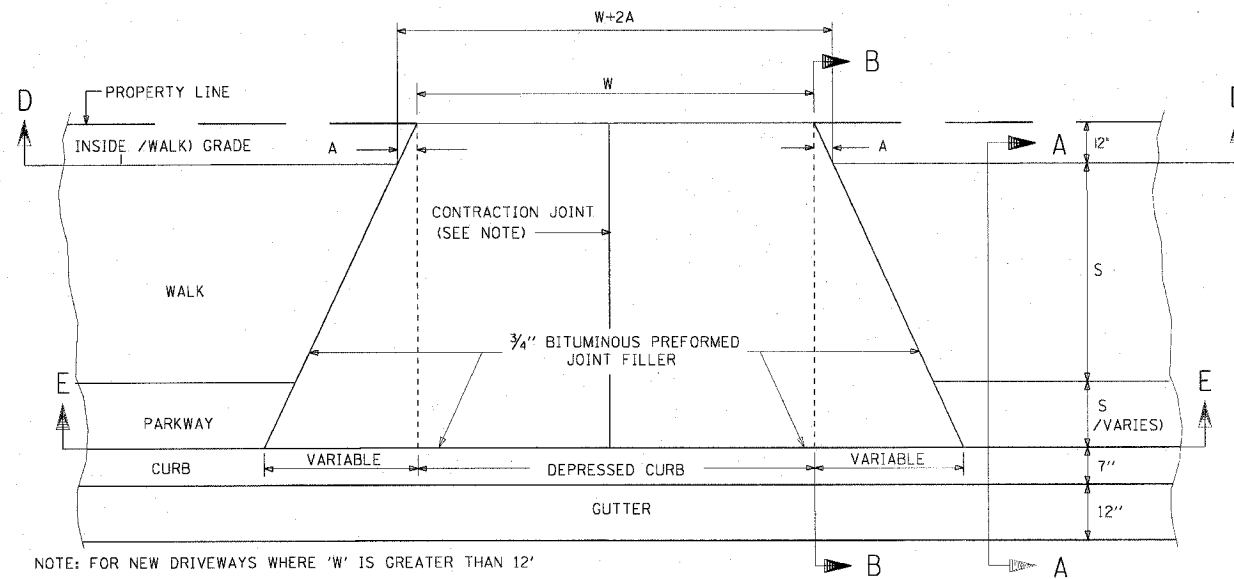
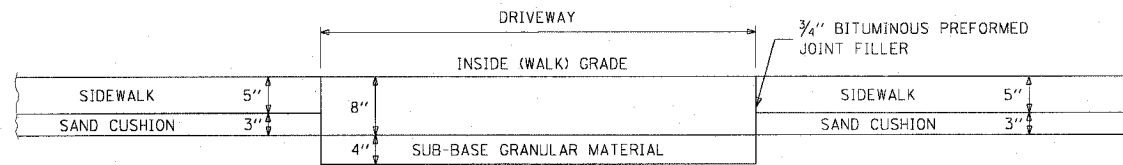


DETAIL OF DRIVEWAY CONSTRUCTION

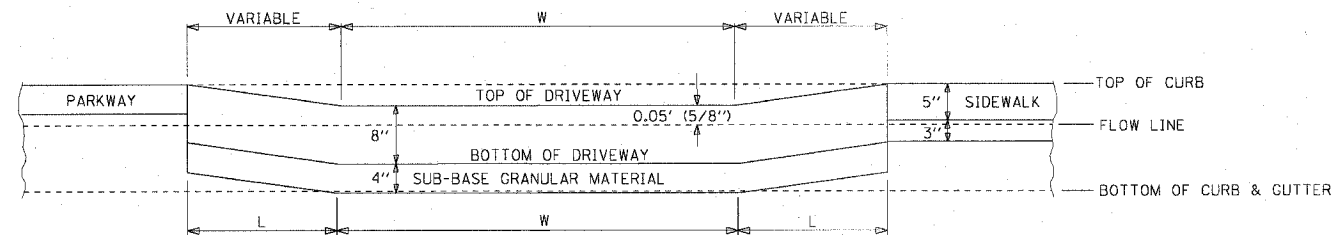


NOTE: FOR NEW DRIVEWAYS WHERE 'W' IS GREATER THAN 12" INSTALL $\frac{1}{4}$ " SAWED CONTRACTION JOINT. THE COST OF WHICH SHALL BE INCLUDED IN THE COST OF DRIVEWAY CONSTRUCTION.

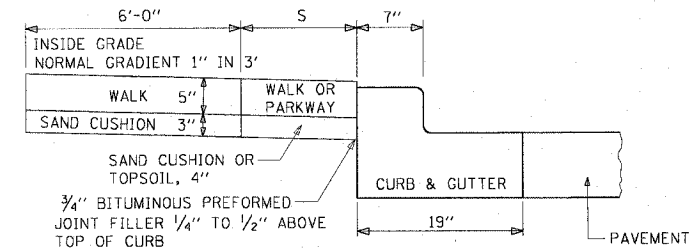
PLAN VIEW



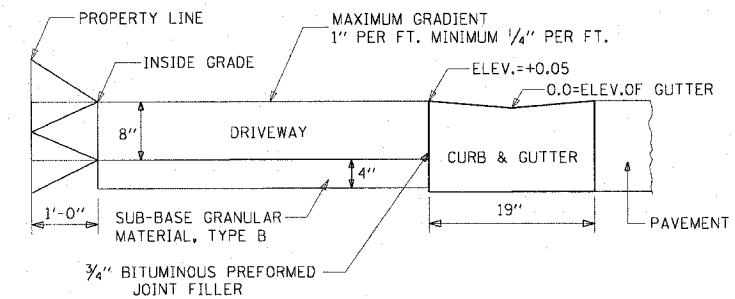
SECTION AT D-D



SECTION AT E-E



SECTION AT A-A



SECTION AT B-B

DESIRABLE MINIMUM FLARE WIDTHS FOR VARIOUS CURB HEIGHTS	
CURB HEIGHT (INCHES)	FLARE WIDTH (INCHES)
3	30
4	40
5	50
6	60
7	70
8	80
9	90

NOTE:

THE SLOPE OF THE DRIVEWAY IN THE ONE FT. SPACE ADJACENT TO THE PROPERTY LINE MAY BE ALTERED TO MEET EXISTING CONDITIONS.

L = LENGTH OF WALK TO BE ADJUSTED OR REBUILT

W = WIDTH OF DRIVEWAY AT PROPERTY LINE

S = WIDTH OF WALK OR PARKWAY

REVISIONS	
NAME	DATE

ILLINOIS DEPARTMENT OF TRANSPORTATION
F.A.I. 90/94 (DAN RYAN EXPRESSWAY)
63RD STREET GATEWAY LANDSCAPING AND IRRIGATION
CONSTRUCTION DETAILS
DRIVEWAY, CURB AND GUTTER DETAILS

SCALE: NONE
DATE: MAY 02, 2008

DRAWN BY: MK
CHECKED BY: RMG