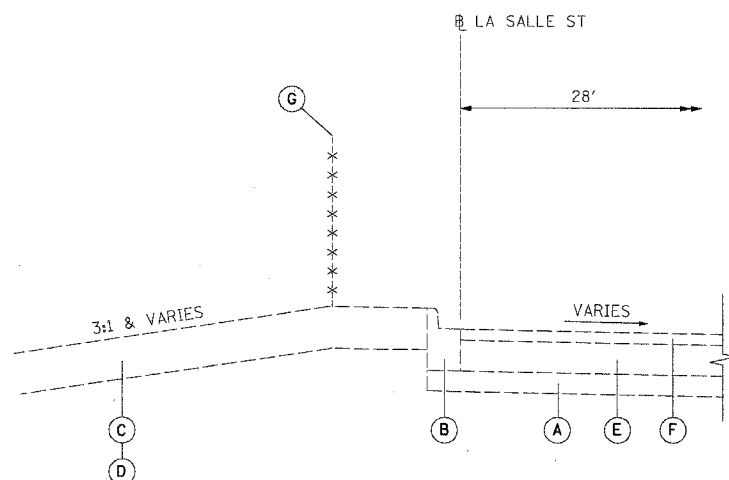
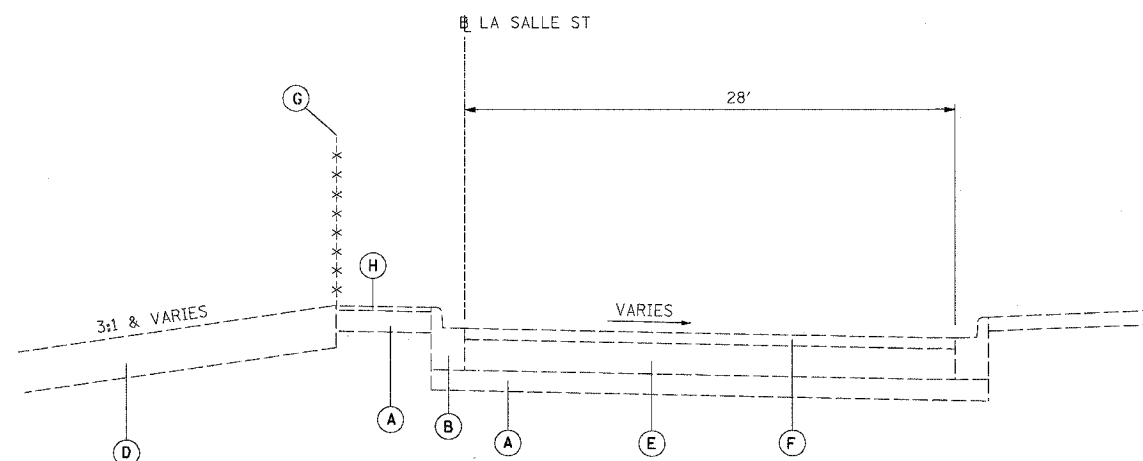


F.A.I.	SECTION	COUNTY	TOTAL SHEETS	SHEET NO.
94/90	*	COOK	25	4
STA.	TO STA.			
FED. ROAD DIST. NO.	ILLINOIS	FED. AID PROJECT		
62988				



EXISTING TYPICAL SECTION

STA. 215+49 to 221+23

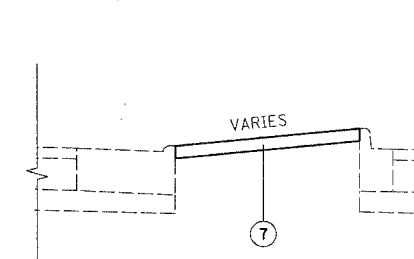


EXISTING TYPICAL SECTION

STA. 221+23 to 225+30

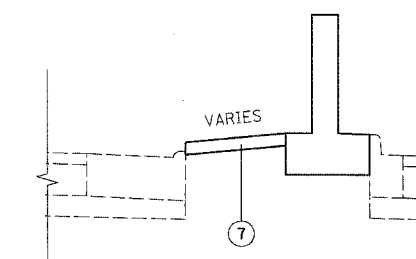
EXISTING LEGEND

- (A) GRANULAR MATERIAL, 6"
- (B) COMBINATION CONCRETE CURB AND GUTTER, TYPE B-6.12
- (C) TOPSOIL, 4"
- (D) TOPSOIL, 12"
- (E) PORTLAND CEMENT CONCRETE PAVEMENT, 9"
- (F) BITUMINOUS CONCRETE, 3"
- (G) CHAIN LINK FENCE, 4'
- (H) BITUMINOUS MEDIAN SURFACE, 1/2"



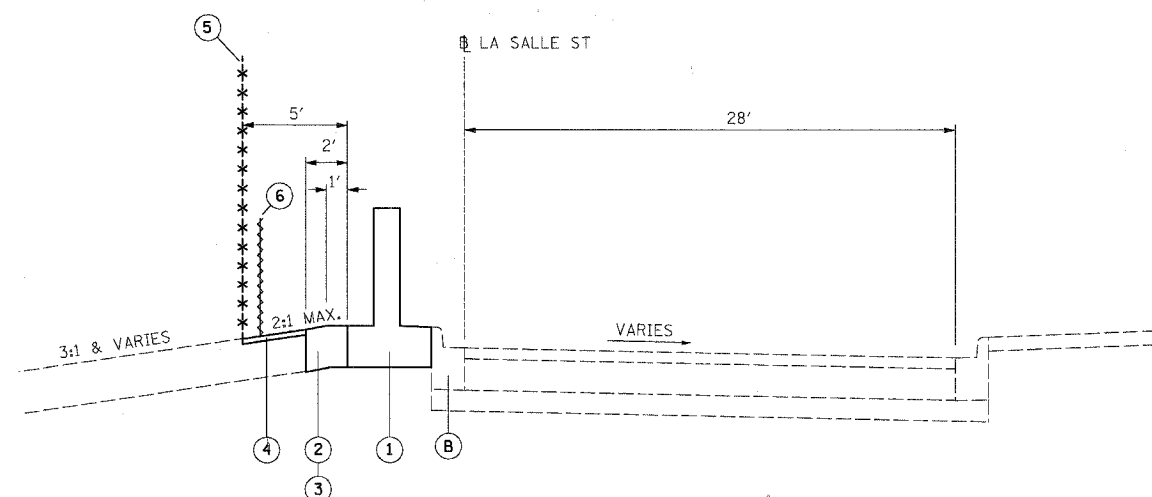
MEDIAN TREATMENT

STA. 215+49 to 215+91



MEDIAN TREATMENT

STA. 215+91 to 216+37



PROPOSED TYPICAL SECTION

STA. 216+37 to 225+30

PROPOSED LEGEND

- (1) FLUTED KNEE WALL
- (2) SEEDING, CLASS 2A / TOPSOIL FURNISH AND PLACE, 4" / EROSION CONTROL BLANKET
- (3) SEEDING, CLASS 4 (MODIFIED) / SEEDING, CLASS 5A (MODIFIED) / TOPSOIL FURNISH AND PLACE, 12" / EROSION CONTROL BLANKET
- (4) SEEDING, CLASS 2A / SEEDING, CLASS 4 (MODIFIED) / SEEDING CLASS 5A (MODIFIED) / EROSION CONTROL BLANKET
- (5) CHAIN LINK FENCE, 4' (SPECIAL)
- (6) SEDIMENT CONTROL, SILT FENCE (TO BE REMOVED AT PROJECT COMPLETION)
- (7) CONCRETE MEDIAN SURFACE, 6" (SPECIAL)

NOTES:

1. THICKNESS OF EXISTING PAVEMENT AND GRANULAR MATERIAL ARE TAKEN FROM RECORD DRAWING PLANS.
2. TYPICAL SECTIONS NEED TO BE VERIFIED WITH THE PLANS AS THEY ARE A REPRESENTATION OF THE PLANS. THEY DO NOT SHOW ALL CONFIGURATIONS, JUST THE MOST PREDOMINANT.

BOWMAN, BARRETT & ASSOCIATES INC.
CONSULTING ENGINEERS
Chicago, Illinois
312.228.0100
www.bbainc.com



REVISIONS	
NAME	DATE

ILLINOIS DEPARTMENT OF TRANSPORTATION
F.A.I. 94/90 (DAN RYAN EXPRESSWAY)
NORTHBOUND KNEE WALLS (47TH ST TO 45TH ST)

TYPICAL SECTIONS

SCALE: NTS
DATE: 04/25/08

DRAWN BY: JDC
CHECKED BY: RS

TYP-1

4/24/2008 4:52:08 PM