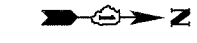
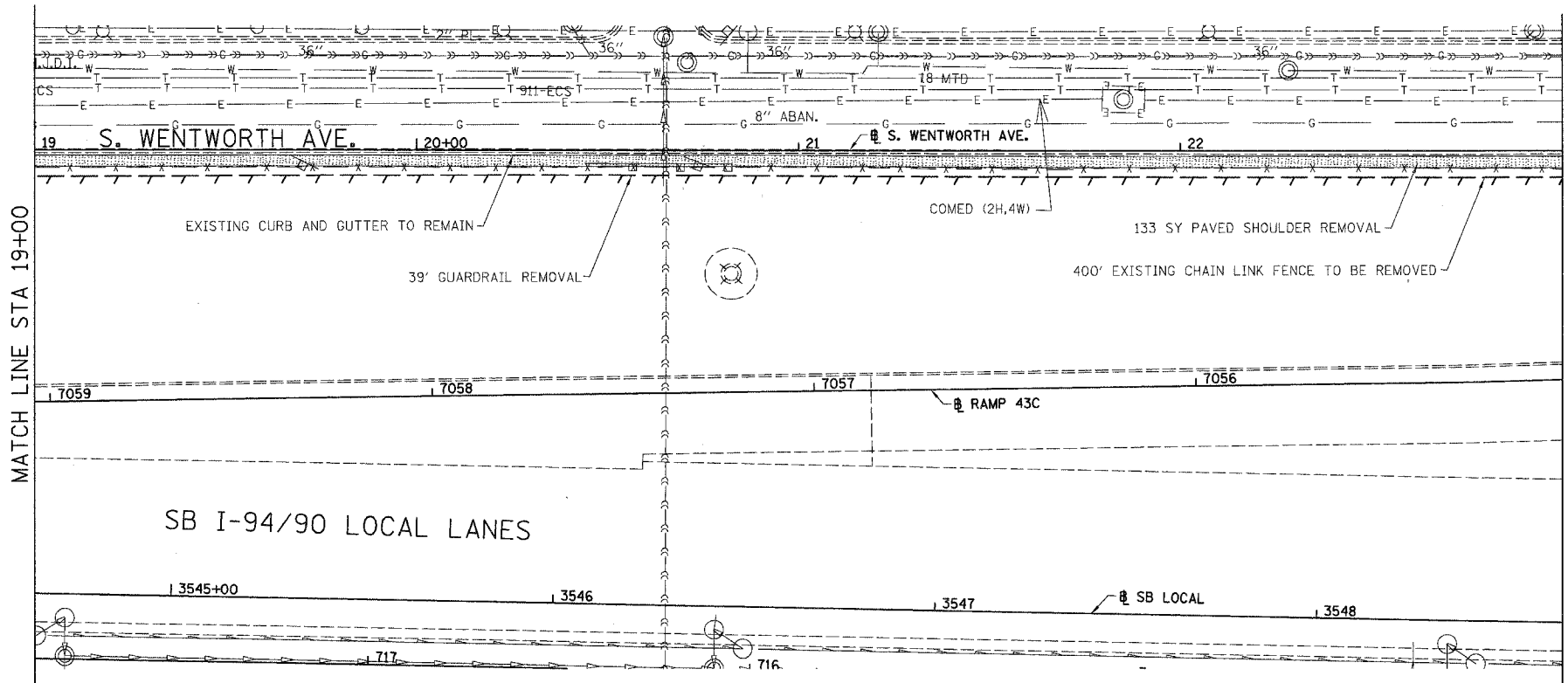




| | | | | |
|---------------------|---------|----------|------------------|-----------|
| F.A.I. | SECTION | COUNTY | TOTAL SHEETS | SHEET NO. |
| 94/90 | | COOK | 41 | 14 |
| STA. | | TO STA. | | |
| FED. ROAD DIST. NO. | | ILLINOIS | FED. AID PROJECT | |

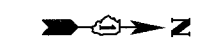
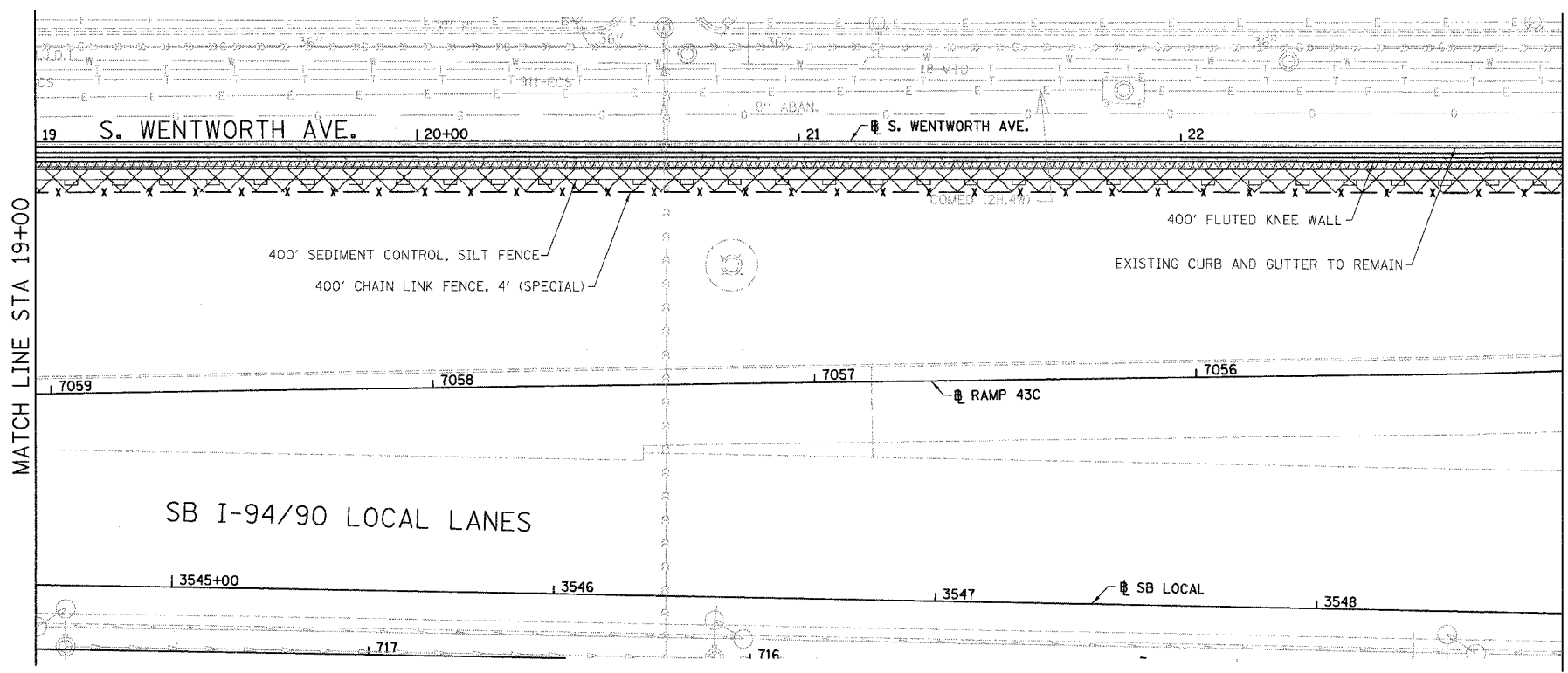
62995






LEGEND:

-  PAVED SHOULDER REMOVAL
-  LINEAR REMOVALS

EXISTING CONDITIONS AND REMOVAL
PROPOSED IMPROVEMENTS




LEGEND:

-  SEEDING, CLASS 2A
EROSION CONTROL BLANKET
-  SEEDING, CLASS 4 (MODIFIED)
SEEDING CLASS 5A (MODIFIED)
EROSION CONTROL BLANKET
-  TOPSOIL FURNISH AND PLACE, 4\"/>

NOTES:

1. SEE STRUCTURAL DETAIL FOR FLUTED KNEE WALL DETAILS.
2. ALL POINT CALLOUTS ARE TAKEN AT THE EDGE OF THE KNEE WALL BASE.



PL-5

| REVISIONS | NAME | DATE |
|-----------|------|------|
| | | |
| | | |
| | | |
| | | |
| | | |
| | | |
| | | |
| | | |
| | | |
| | | |

ILLINOIS DEPARTMENT OF TRANSPORTATION
F.A.I. 94/90 (DAN RYAN EXPRESSWAY)
SOUTHBOUND KNEE WALLS (47TH ST TO 43RD ST)

EXISTING AND PROPOSED
KNEE WALL PLANS

SCALE: 1"=20'
DATE: 04/25/08
DRAWN BY: JDC
CHECKED BY: DDM

BOWMAN, BARRETT & ASSOCIATES INC.
CONSULTING ENGINEERS
Chicago, Illinois
312.228.0100
www.bbainc.com

7/24/2008 6:25:57 PM