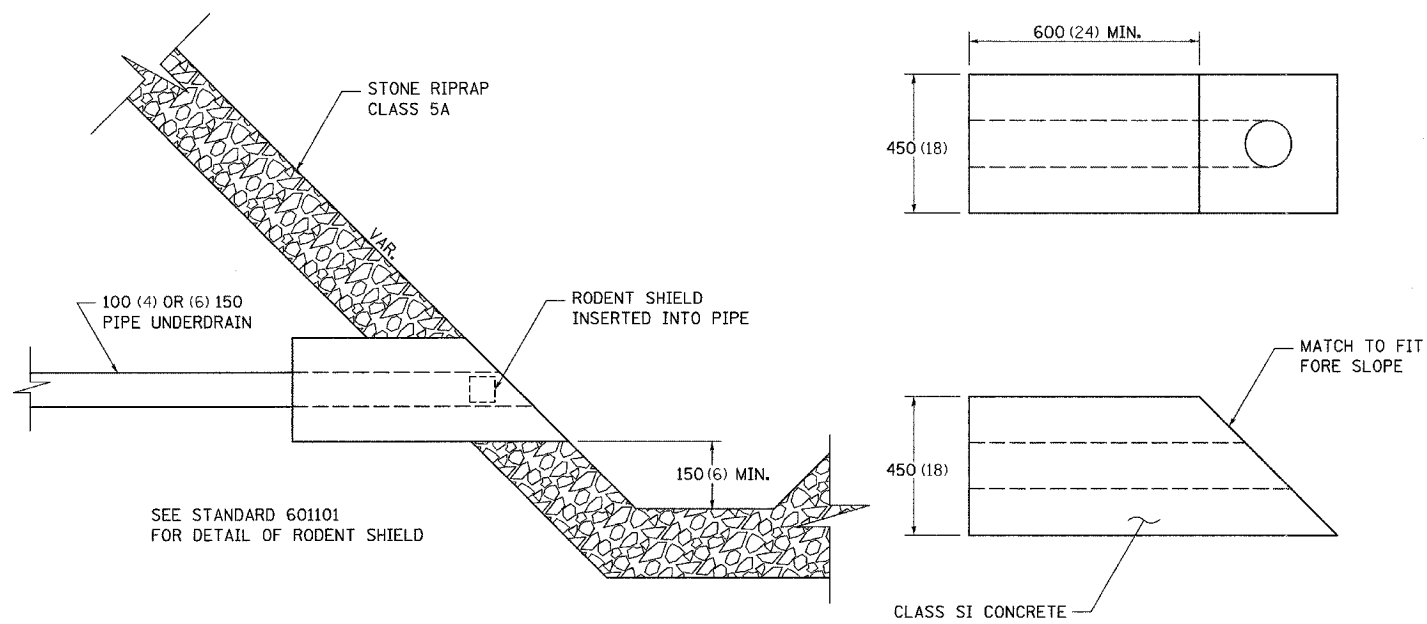


| F.A.S. RTE.              | SECTION | COUNTY   | TOTAL SHEETS     | SHEET NO. |
|--------------------------|---------|----------|------------------|-----------|
| 203                      | 11BR-1  | *        | 43               | 32        |
| STA.                     |         | TO STA.  |                  |           |
| FED. ROAD DIST. NO.      |         | ILLINOIS | FED. AID PROJECT |           |
| *WHITESIDE & ROCK ISLAND |         |          |                  |           |

# CONCRETE HEADWALLS FOR PIPE DRAINS



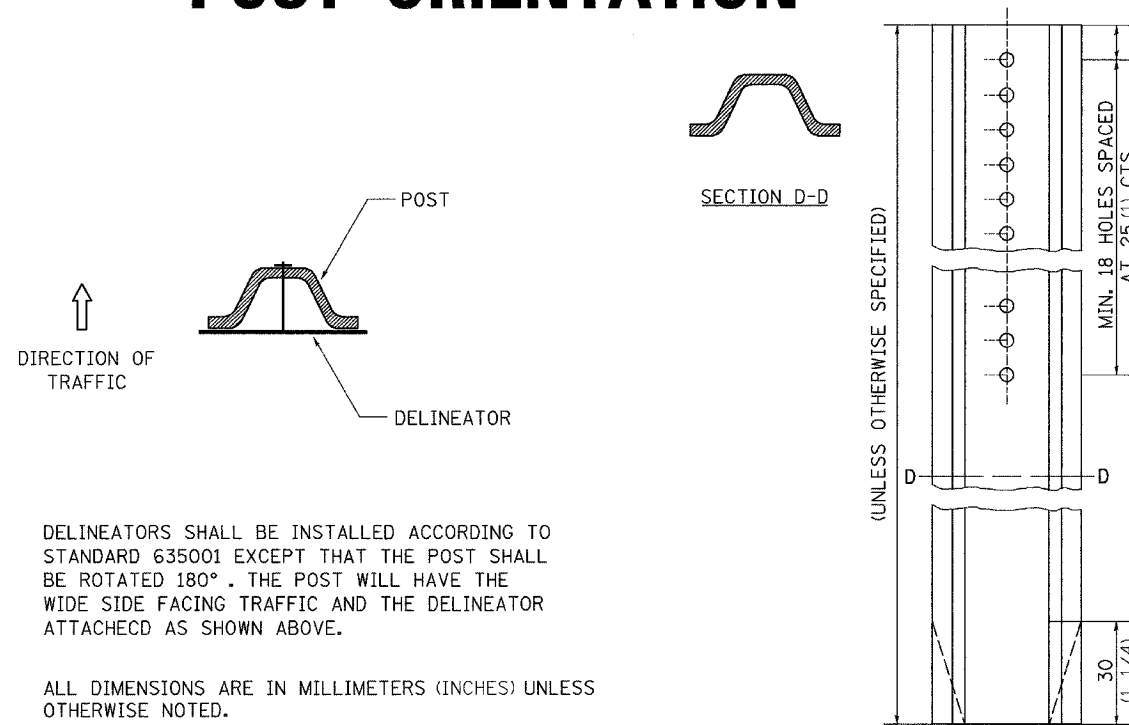
SEE STANDARD 601101 FOR DETAIL OF RODENT SHIELD

ALL DIMENSIONS ARE IN MILLIMETERS (INCHES) UNLESS OTHERWISE NOTED.

**CONCRETE HEADWALLS FOR PIPE DRAINS 27.4**

REVISED 10-15-04

# DELINEATOR AND POST ORIENTATION



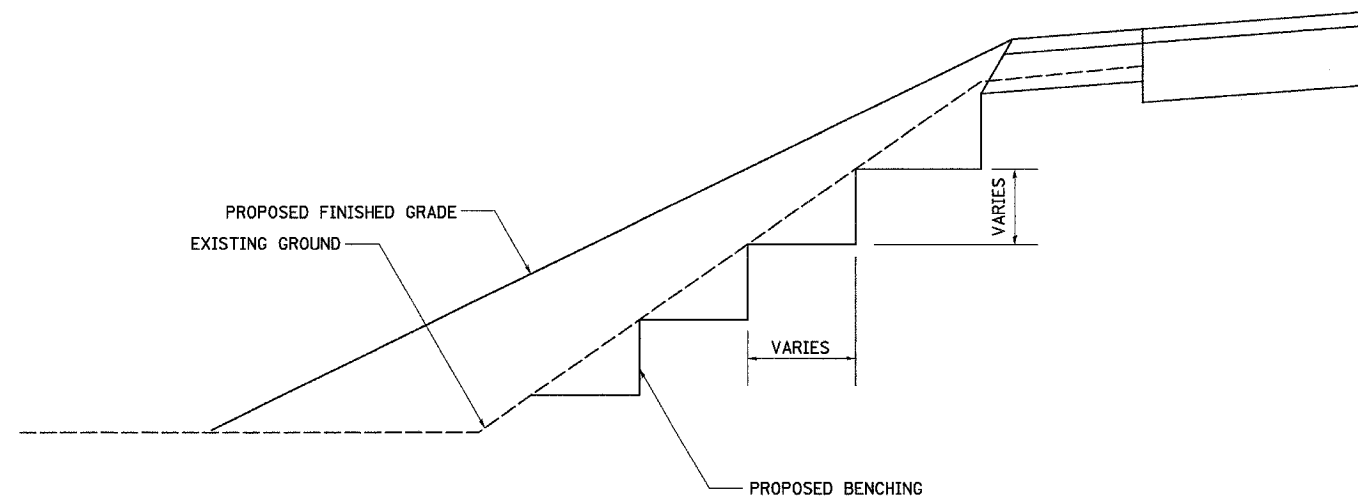
DELINEATORS SHALL BE INSTALLED ACCORDING TO STANDARD 635001 EXCEPT THAT THE POST SHALL BE ROTATED 180°. THE POST WILL HAVE THE WIDE SIDE FACING TRAFFIC AND THE DELINEATOR ATTACHED AS SHOWN ABOVE.

ALL DIMENSIONS ARE IN MILLIMETERS (INCHES) UNLESS OTHERWISE NOTED.

**DELINEATOR AND POST ORIENTATION 37.4**

REVISED 1-31-00

# TYPICAL BENCHING ON EXISTING EMBANKMENT



**TYPICAL BENCHING ON EXISTING EMBANKMENT 50.4**

REVISED 2-22-06