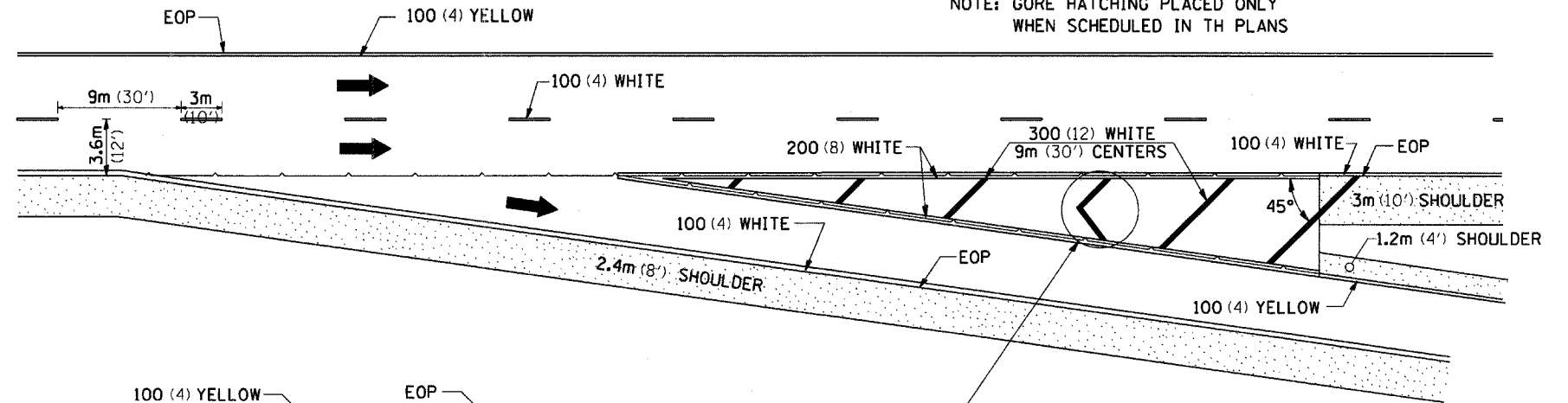


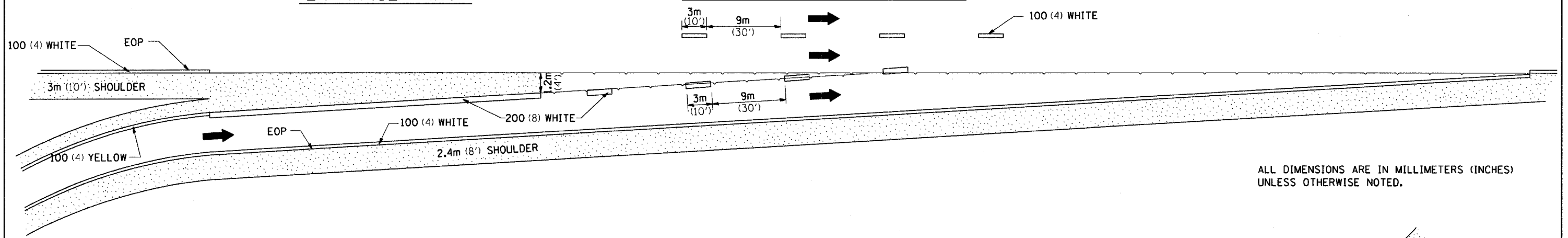
PAINTING DETAILS

EXIT RAMP

NOTE: GORE HATCHING PLACED ONLY WHEN SCHEDULED IN THE PLANS

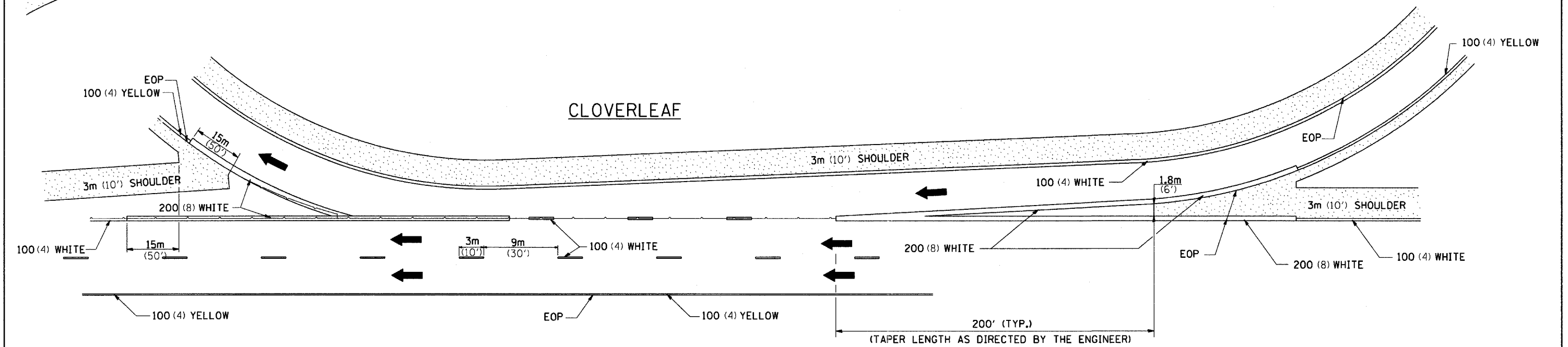


ENTRANCE RAMP



ALL DIMENSIONS ARE IN MILLIMETERS (INCHES) UNLESS OTHERWISE NOTED.

CLOVERLEAF



FILE NAME =	USER NAME = linkd	DESIGNED -	REVISED - 6-26-90	STATE OF ILLINOIS DEPARTMENT OF TRANSPORTATION	REGION 2 / DISTRICT 2 STANDARD	F.A.I. RTE.	SECTION	COUNTY	TOTAL SHEETS	SHEET NO.	
		DRAWN -	REVISED -			74	(81-IHVB & 81-IHVB-1M-1)	ROCK ISLAND	19	19	
		CHECKED -	REVISED -			CONTRACT NO. 64E28					
		DATE -	REVISED -			FED. ROAD DIST. NO. ILLINOIS FED. AID PROJECT					
PLOT SCALE = 50,000 / IN.		PLOT DATE = Tue May 06 10:17:54 2008		SCALE: _____ SHEET NO. _____ OF _____ SHEETS STA. _____ TO STA. _____		PAINTING DETAILS 44.1					