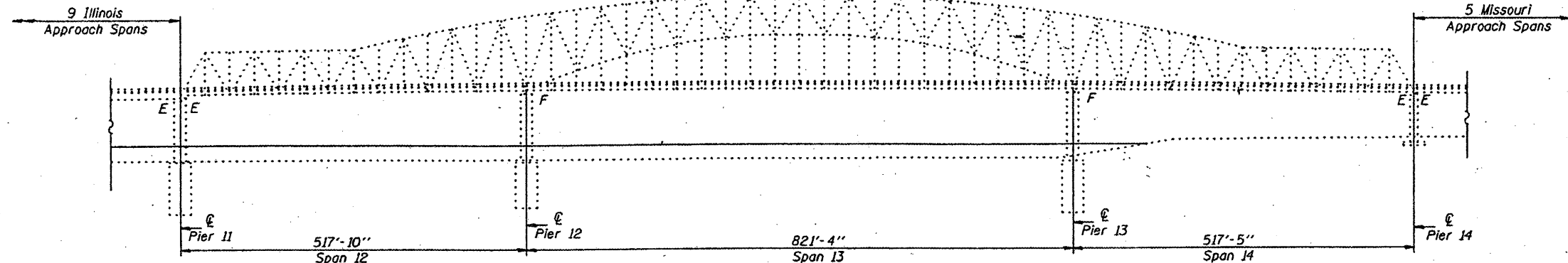
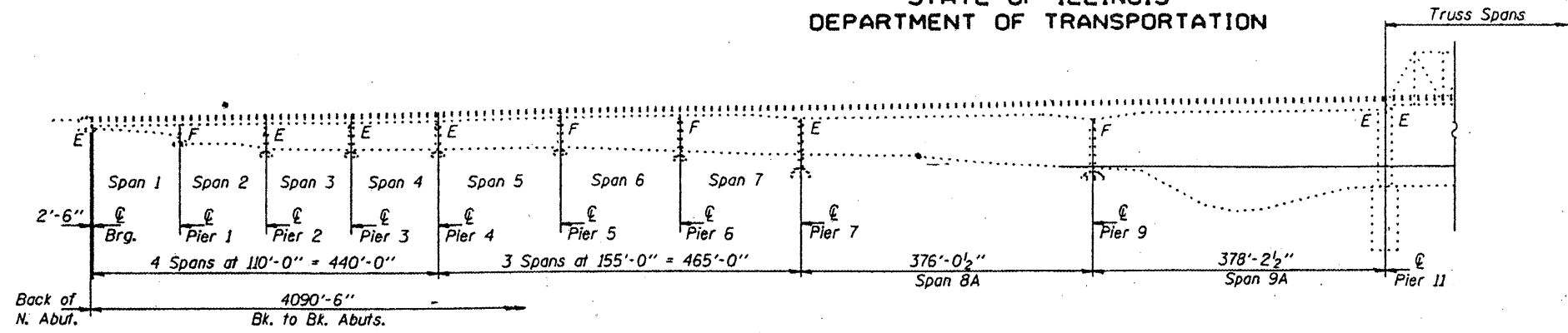


STATE OF ILLINOIS
DEPARTMENT OF TRANSPORTATION

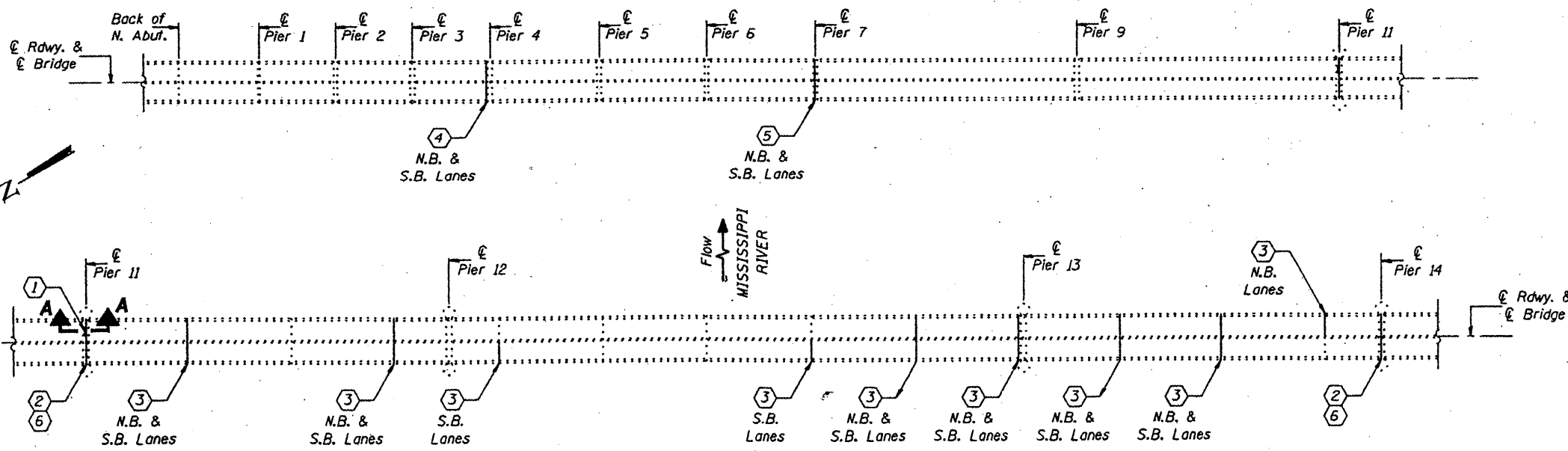
CONTRACT: 78040
ROUTE: F.A.I. 57
SECTION: (02-1B-1)P-1
COUNTY: ALEXANDER, IL; MISSISSIPPI, MO
SHEET 45 OF 67
FOR INFORMATION ONLY



PARTIAL ELEVATION
(Looking East)

1 All new structural steel shall conform to AASHTO Classification M-210 Gr. 36, unless otherwise noted.
All new fasteners shall be high strength bolts. Holes shall be subpunched or subdrilled 1/16" and reamed in the field to 1/16" for 3/4" high strength bolts (except as noted on the plans) after new structural steel sections are properly fitted into position.
The inorganic zinc rich primer/acrylic/acrylic paint system shall be used for shop and field painting of new structural steel except where otherwise noted. The color of the acrylic finish coat shall be Interstate Green, Munsell No. 7.5G 4/8. See Special Provisions "Cleaning and Painting Metal Structures".
Plan dimensions and details relative to existing structure have been taken from existing plans and are subject to nominal construction variations. It shall be the Contractor's responsibility to verify such dimensions and details in the field and make necessary approved adjustments prior to construction or ordering of materials. Such variations shall not be cause for additional compensation for a change in the scope of the work, however, the Contractor will be paid for the quantity actually furnished at the unit price bid for the work.
Existing Structural steel shall only be cleaned and painted as required by the Special Provision "Cleaning and Painting Adjacent Areas of Existing Steel Structures".
Traffic control shall be determined by the District.

- Notes:
- 1 Replace center broken section of existing Finger R on Approach side of expansion joint, N.B. Lanes. (For Section A-A, see Sheet 2)
 - 2 Install new catch drains and elastomeric mat, full length, under existing Finger Joints.
 - 3 Remove existing 2 1/2" PJS and replace with new 2 1/2" PJS. (Removal shall be incidental to Preformed Joint Seal 2 1/2".)
 - 4 Remove existing Finger R expansion device and replace with new 9" Waboflex Model SR9 neoprene expansion joint. Removal shall be incidental to Neoprene Expansion Joint (9").
 - 5 Remove existing 9" neoprene joint and replace with new 9" Waboflex Model SR9. (Removal shall be incidental to Neoprene Expansion Joint (9").)
 - 6 Remove existing Finger R sections on each side of expansion joint, N.B. & S.B. Lanes, as necessary for height adjustment and re-install existing Finger R sections.



PARTIAL DECK PLAN

TOTAL BILL OF MATERIAL

ITEM	UNIT	QUANTITY
Furnishing and Erecting Structural Steel	Pound	3,900
Traffic Control	L.S.	1
Reinf. Neoprene Expansion Jt. Treatment	Foot	127
Preformed Joint Seal 2 1/2"	Foot	490
Neoprene Expansion Joint (9")	Foot	130
Drain System	L.S.	1
Finger Plate Adjustment	L.S.	1

DESIGNED	KPS	AUGUST 21	1996
CHECKED	NJS	EXAMINED	
DRAWN	DHerbert	ENGINEER OF STRUCTURAL SERVICES	
CHECKED	NJS KPS	PASSED	
		ENGINEER OF BRIDGES AND STRUCTURES	

BRIDGE NO. 1
STRUCTURE NO. 002-0022
FOR INFORMATION ONLY

BRIDGE REPAIRS
F.A.I. 57 OVER MISSISSIPPI RIVER
SEC. 02-1B-1
ALEXANDER COUNTY
S.N. 002-0022