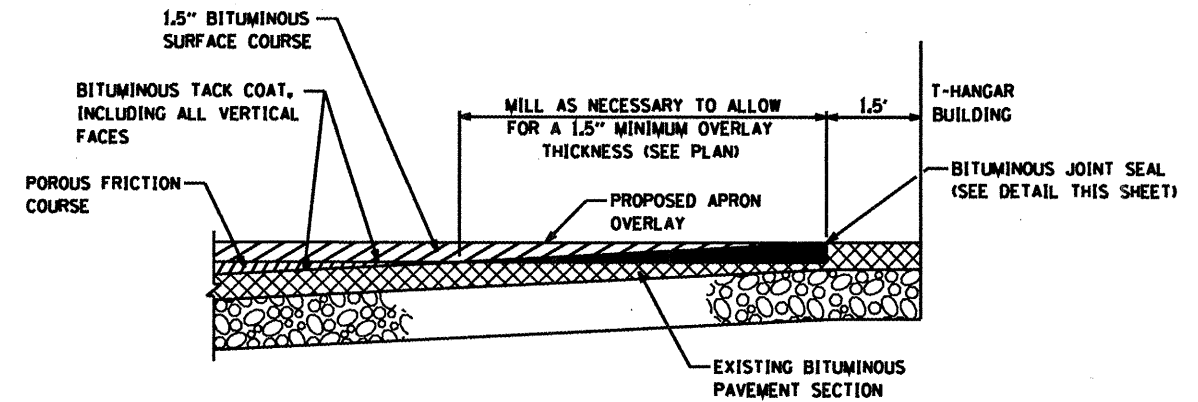
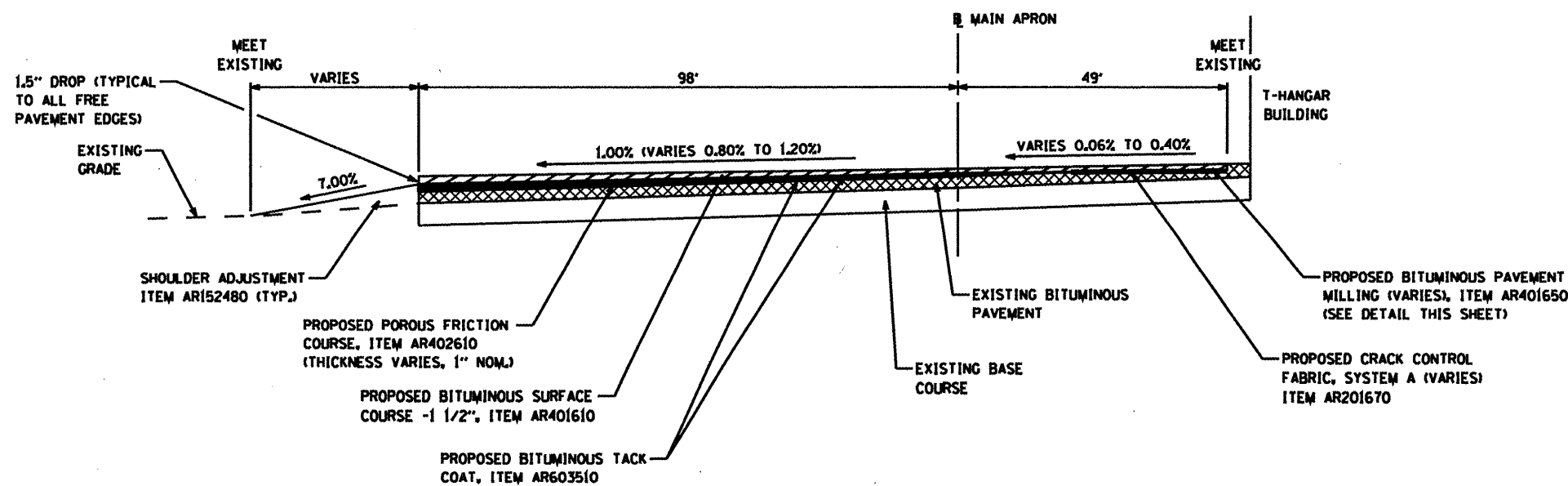


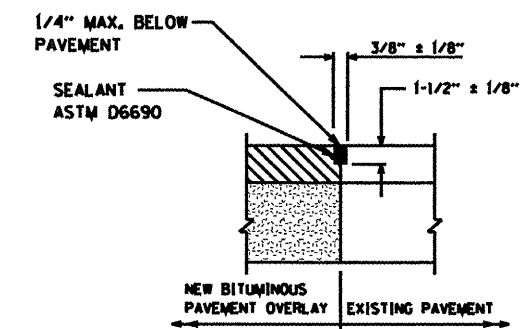
TYPICAL SECTION - MAIN APRON AREA
STA. 20+65.00 TO 22+15.00
EXCEPT TRANSITIONS



BITUMINOUS MILLING DETAIL



TYPICAL SECTION - MAIN APRON AREA
STA. 22+15.00 TO 24+39.00
EXCEPT TRANSITIONS



NOTE:
ALL WORK RELATED TO THE BITUMINOUS JOINT SEALING WILL BE CONSIDERED AS AN INCIDENTAL ITEM TO THE PROPOSED PAVEMENT OVERLAY AND NO ADDITIONAL COMPENSATION WILL BE ALLOWED.

BITUMINOUS JOINT SEAL DETAIL

TYPICALS & DETAILS SHOWN ARE NOT TO SCALE

FILE NAME: P:\07-10899\Design\PI\area\07-10899-002.dgn

DATE	REVISION

GREATER BEARDSTOWN MUNICIPAL AIRPORT
CITY OF BEARDSTOWN, BEARDSTOWN, ILLINOIS

FILENAME	07e1899003.dgn
PLOT SCALE	40.0000' / 1" IN.
DATE	JULY 8, 2008
SHEET 3 OF 40 SHEETS	
LAYOUT	MGM 04/02/08
DRAWN	MGM 04/02/08
REVIEWED	RHB 05/06/08



BENTON & ASSOCIATES, INC.
1970 W. LAFAYETTE AVE., JACKSONVILLE IL 62650
(217) 245-4146 (217) 245-4149 FAX

KIRKSVILLE MISSOURI
MACOMB ILLINOIS
ST. LOUIS MISSOURI

TYPICAL SECTIONS AND DETAILS

ILL. PROJ. NO. K06-3749

A.I.P. PROJ. NO. 3-17-0004-B12