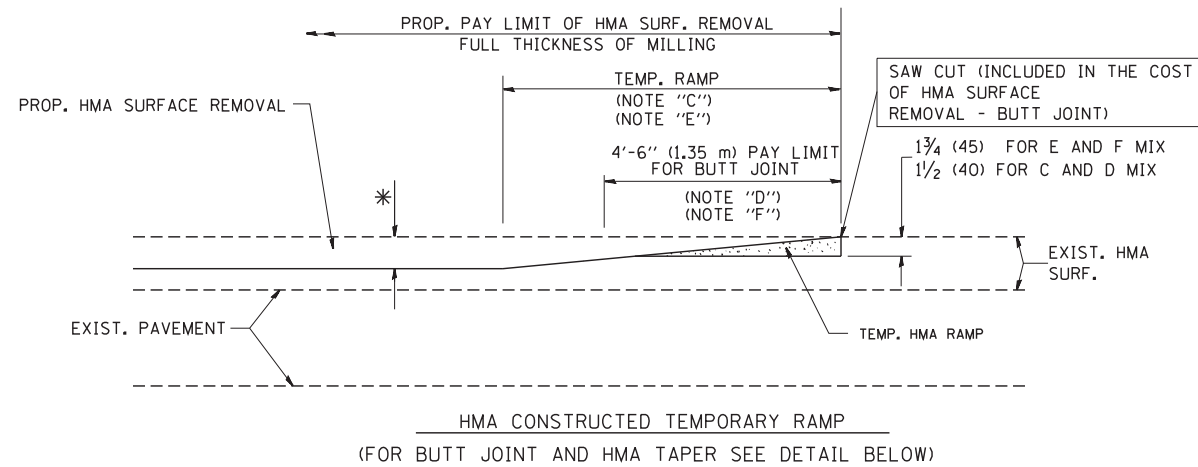
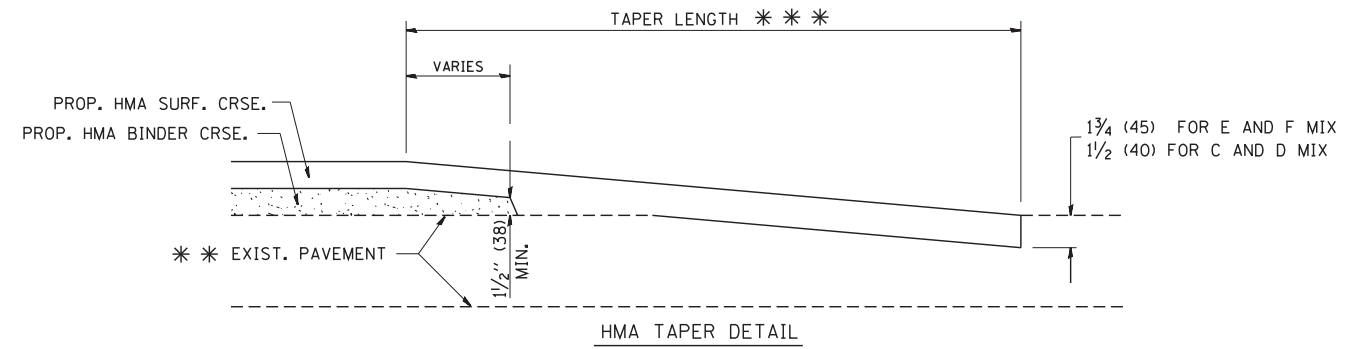
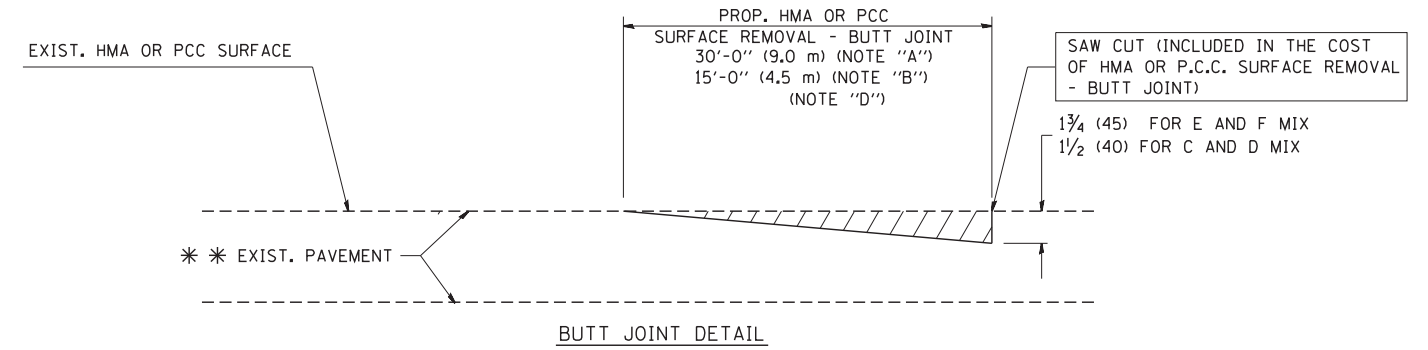


**OPTION 1**



**OPTION 2**

**TYPICAL TEMPORARY RAMP**



**TYPICAL BUTT JOINT AND HMA TAPER FOR RESURFACING ONLY**

\* \* PC CONCRETE, HMA OR HMA RESURFACED PAVEMENT.

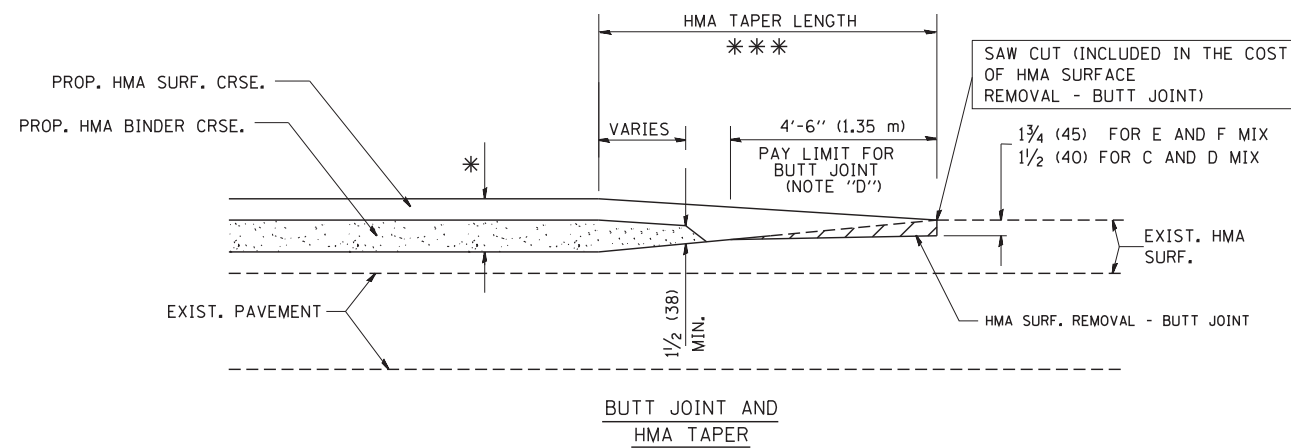
**NOTES**

- A: MAINLINE ROADWAYS AND MAJOR SIDE ROADS.
  - B: MINOR SIDE ROADS.
  - C: THE TEMP. RAMP SHALL BE CONSTRUCTED IMMEDIATELY UPON REMOVAL OF THE EXISTING HMA SURFACE.
  - D: THE BUTT JOINT SHALL BE CONSTRUCTED IMMEDIATELY PRIOR TO PLACING THE PROPOSED HMA COURSES.
  - E: TAPER THE TEMP. RAMP AT A RATE OF 3'-0" (900 mm) PER 1 INCH (25 mm) OF MILLING THICKNESS.
  - F: INSTALLATION AND REMOVAL OF THE 4'-6" (1.35 m) TEMP. RAMP IS INCLUDED IN COST OF HMA SURFACE REMOVAL - BUTT JOINT
  - G: SEE ARTICLE 406.08 AND 406.14 OF THE STANDARD SPECIFICATIONS FOR "HMA AND/OR PCC SURFACE REMOVAL, BUTT JOINT".
- \* SEE TYPICAL SECTIONS FOR MILLING THICKNESS.
- \* \* \* 20'-0" (6.1 m) PER 1 (25) RESURFACING (NOTE "A")  
10'-0" (3.0 m) PER 1 (25) RESURFACING (NOTE "B")

**BASIS OF PAYMENT:**

THE BUTT JOINT WILL BE PAID FOR AT THE CONTRACT UNIT PRICE PER SQUARE YARD (SQUARE METER) FOR "HOT-MIX ASPHALT SURFACE REMOVAL - BUTT JOINT" OR FOR "PORTLAND CEMENT CONCRETE SURFACE REMOVAL - BUTT JOINT".

ALL DIMENSIONS ARE IN INCHES (MILLIMETERS) UNLESS OTHERWISE SHOWN.



**TYPICAL BUTT JOINT AND HMA TAPER FOR MILLING AND RESURFACING**

|                                       |                             |                       |                             |
|---------------------------------------|-----------------------------|-----------------------|-----------------------------|
| FILE NAME = W:\diststd\22x34\bd32.dgn | USER NAME = gaglionobt      | DESIGNED - M. DE YONG | REVISED - R. SHAH 10-25-94  |
|                                       |                             | DRAWN -               | REVISED - A. ABBAS 03-21-97 |
|                                       | PLOT SCALE = 50.0000' / IN. | CHECKED -             | REVISED - M. GOMEZ 04-06-01 |
|                                       | PLOT DATE = 1/4/2008        | DATE - 06-13-90       | REVISED - R. BORO 01-01-07  |

**STATE OF ILLINOIS  
DEPARTMENT OF TRANSPORTATION**

|   |                                      |
|---|--------------------------------------|
| <b>BUTT JOINT AND HMA TAPER DETAILS</b> |                                      |
| SCALE: NONE                             | SHEET NO. 1 OF 1 SHEETS STA. TO STA. |

|   |           |                    |              |           |
|---|-----------|--------------------|--------------|-----------|
| F.A.P. RTE.                                     | SECTION   | COUNTY             | TOTAL SHEETS | SHEET NO. |
| 345   | 106-S-N-2 | KANE               | 147          | 111       |
| <b>BD400-05 BD32</b>                            |           | CONTRACT NO. 60T09 |              |           |
| FED. ROAD DIST. NO. 1 ILLINOIS FED. AID PROJECT |           |                    |              |           |