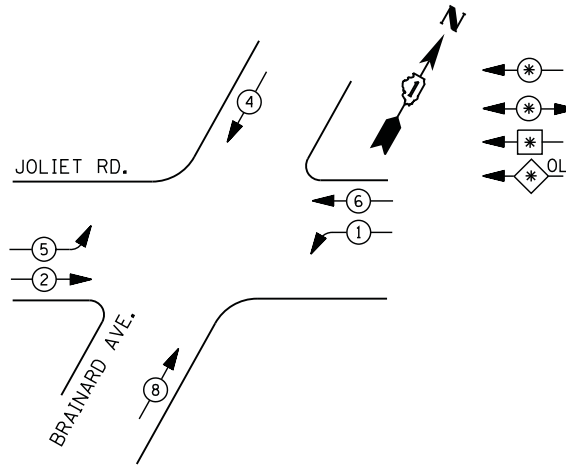




CONTROLLER SEQUENCE

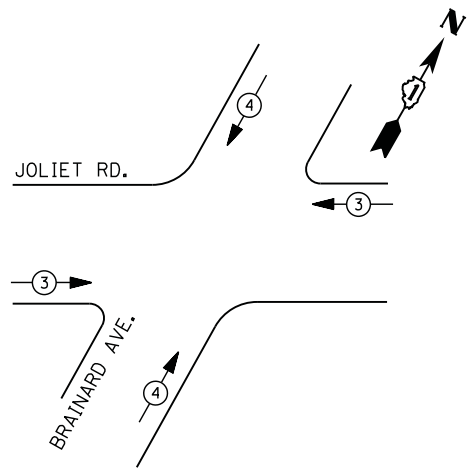


LEGEND

- ⊛ DUAL ENTRY PHASE
- ⊛ PEDESTRIAN PHASE
- ⊛ SINGLE ENTRY PHASE
- ⊛ OVERLAP
- NUMBER REFERS TO ASSOCIATED PHASE

- ① REPLACE 10 FT. PAINTED POST. RE-USE EXISTING TYPE A CONCRETE FOUNDATION.
- ② REPLACE 14 FT. PAINTED POST. RE-USE EXISTING TYPE A CONCRETE FOUNDATION.
- ③ REPLACE 15 FT. PAINTED POST. RE-USE EXISTING TYPE A CONCRETE FOUNDATION.
- ④ REPLACE 16 FT. PAINTED POST. RE-USE EXISTING TYPE A CONCRETE FOUNDATION.
- ⑤ REPLACE 18 FT. PAINTED POST. RE-USE EXISTING TYPE A CONCRETE FOUNDATION.

PHASE DESIGNATION DIAGRAM



EMERGENCY VEHICLE PREEMPTION SEQUENCE

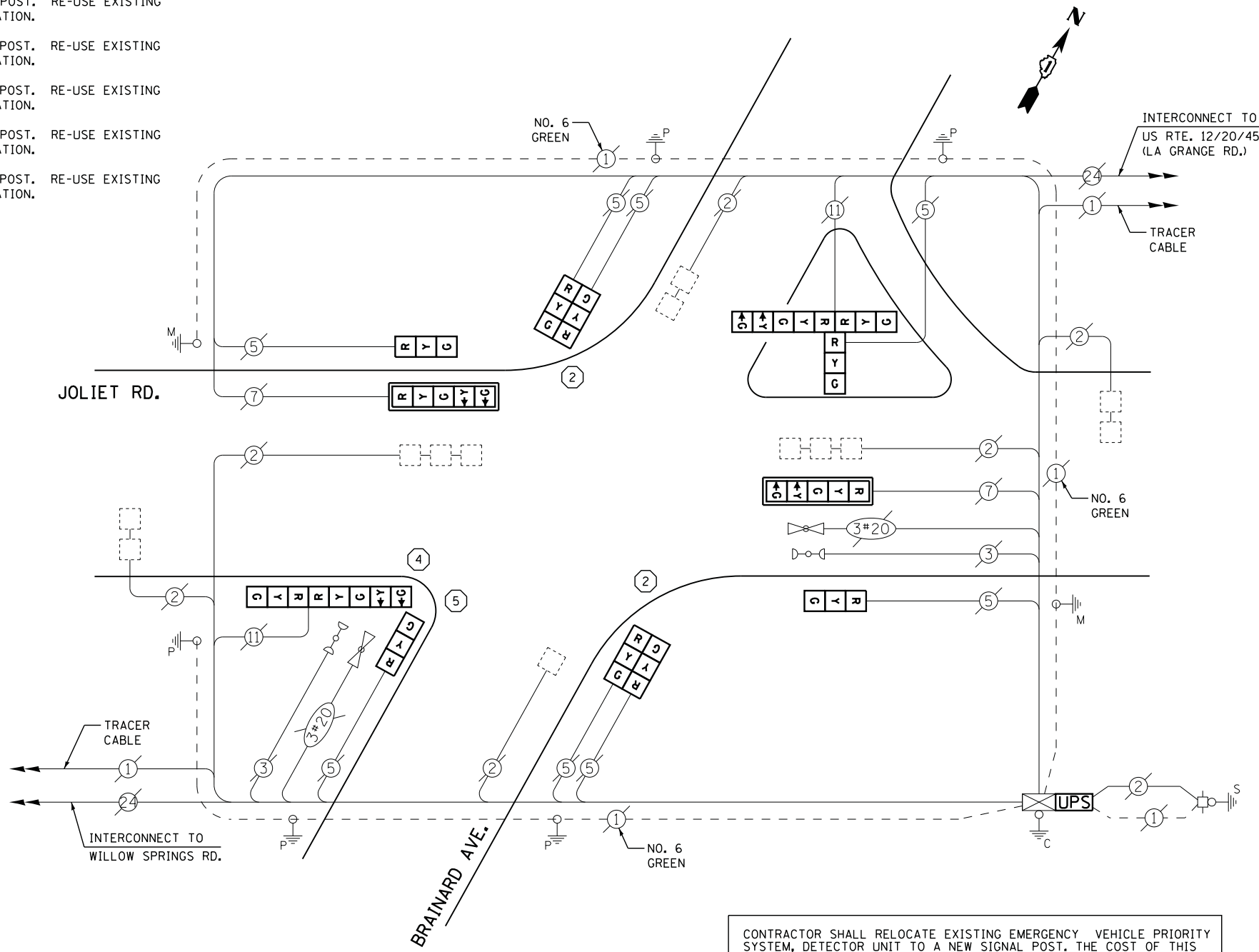
EMERGENCY VEHICLE PREEMPTORS		
EMERGENCY VEHICLE PREEMPTOR	3	4
MOVEMENT	← →	↑ ↓

I. D. O. T. TRAFFIC SIGNAL INSTALLATION ELECTRICAL SERVICE REQUIREMENTS

TYPE	NO. LAMPS	WATTAGE		% OPERATIONS	TOTAL WATTAGE
		INCAND.	LED		
SIGNAL (RED)	14	135	17	0.50	119
(YELLOW)	14	135	25	0.25	88
(GREEN)	14	135	15	0.25	53
ARROW	8	135	12	0.10	10
PED. SIGNAL	0	90	25	1.00	0
CONTROLLER	1	100	100	1.00	100
ILLUM. SIGN		252	25	0.05	
VIDEO SYSTEM		150	-	1.00	
FLASHER LED					
TOTAL =					370

ENERGY COSTS- BILLED TO: IDOT DISTRICT 1
 201 WEST CENTER COURT
 SCHAUMBURG, IL 60196-1096

ENERGY SUPPLY - CONTACT ILYAS MOHIUDDIN
 PHONE 708-235-2692
 COMMONWEALTH EDISON



CABLE PLAN

CONTRACTOR SHALL RELOCATE EXISTING EMERGENCY VEHICLE PRIORITY SYSTEM, DETECTOR UNIT TO A NEW SIGNAL POST. THE COST OF THIS WORK SHALL BE INCLUDED IN THE TRAFFIC SIGNAL POST, GALVANIZED STEEL 18 FT. PAY ITEM.

SCHEDULE OF QUANTITIES

QUANTITY	UNIT	ITEM
1	EACH	MAINTENANCE OF EXISTING TRAFFIC SIGNAL INSTALLATION
2	EACH	TRAFFIC SIGNAL POST, GALVANIZED STEEL 14 FT.
1	EACH	TRAFFIC SIGNAL POST, GALVANIZED STEEL 16 FT.
1	EACH	TRAFFIC SIGNAL POST, GALVANIZED STEEL 18 FT.
3	EACH	SIGNAL HEAD, LED, 1-FACE, 3-SECTION, BRACKET MOUNTED
2	EACH	SIGNAL HEAD, LED, 1-FACE, 5-SECTION, MAST-ARM MOUNTED
2	EACH	SIGNAL HEAD, LED, 2-FACE, 3-SECTION, BRACKET MOUNTED
1	EACH	SIGNAL HEAD, LED, 2-FACE, 1-3 SECTION, 1-5 SECTION, BRACKET MOUNTED
1	EACH	SIGNAL HEAD, LED, 3-FACE, 2-3 SECTION, 1-5 SECTION BRACKET MOUNTED
2	EACH	TRAFFIC SIGNAL BACKPLATE, LOUVERED, ALUMINUM
1	EACH	MODIFY EXISTING CONTROLLER CABINET
1	EACH	REMOVE EXISTING TRAFFIC SIGNAL EQUIPMENT
2	EACH	REMOVE AND REPLACE ANCHOR BOLTS
1	EACH	UNINTERRUPTABLE POWER SUPPLY, SPECIAL

REMOVAL OF EXISTING TRAFFIC SIGNAL EQUIPMENT

THE FOLLOWING ITEMS SHALL BE REMOVED BY THE CONTRACTOR AND SHALL BE DISPOSED OF BY THEM OUTSIDE THE RIGHT-OF-WAY AT THEIR EXPENSE. THE SALVAGE VALUE OF THE REMOVED EQUIPMENT SHALL BE REFLECTED IN THE CONTRACT BID PRICE.

3	EACH	SIGNAL HEAD, 3 - SECTION
2	EACH	SIGNAL HEAD, 5 - SECTION
1	EACH	SIGNAL HEAD, 2 - FACE, 1-3 SECTION, 1-5 SECTION
2	EACH	SIGNAL HEAD, 2 - FACE, 3 SECTION
1	EACH	SIGNAL HEAD, 3 - FACE, 2-3 SECTION, 1-5 SECTION
2	EACH	TRAFFIC SIGNAL BACKPLATE
4	EACH	SIGNAL POST

FILE NAME = M:\p\03\1481\2103 PTB 168-011 SINGH IDOT VAR-VAR\IDOT VAR-VAR\IDOT VAR-VAR\Design\CAD\Sheet Files\5355_CAB_CDDK.dgn

USER NAME = .USERNAME.	DESIGNED - DW	REVISED -
	DRAWN - CC	REVISED -
PLOT SCALE = 20.000' / in.	CHECKED - KMM	REVISED -
PLOT DATE = 5/13/2014	DATE -	REVISED -

STATE OF ILLINOIS DEPARTMENT OF TRANSPORTATION

JOLIET ROAD AT BRAINARD AVENUE
 SCHEDULE OF QUANTITIES, CABLE PLAN, PHASE DESIGNATION DIAGRAM AND EMERGENCY VEHICLE PREEMPTION SEQUENCE

SCALE: N.T.S. SHEET NO. OF SHEETS STA. TO STA.

F.A. RTE.	SECTION	COUNTY	TOTAL SHEETS	SHEET NO.
	2014-019TS	COOK	90	43
ILLINOIS CONTRACT NO. 60Y05				

TS #5355 COUNTRYSIDE