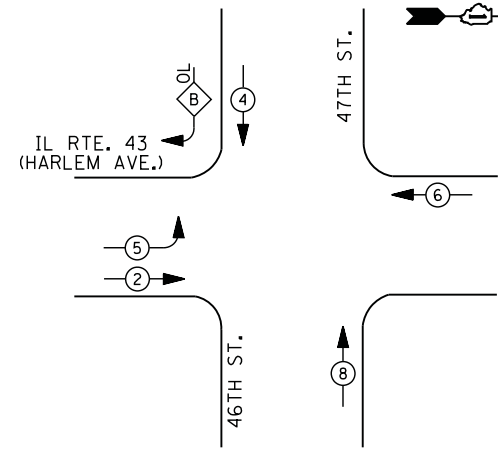
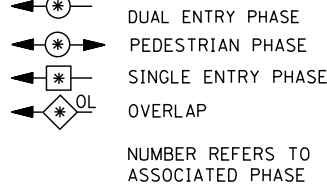




CONTROLLER SEQUENCE



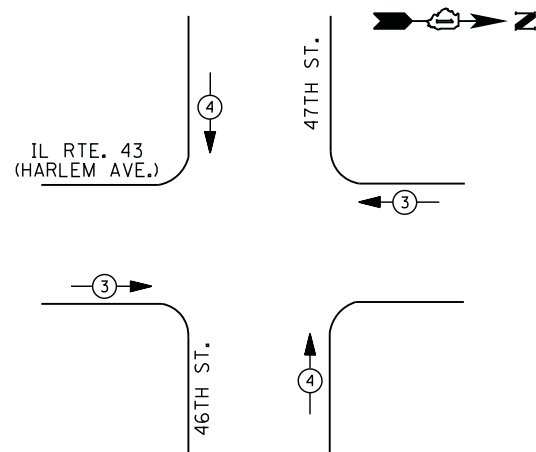
LEGEND



RIGHT TURN OVERLAP PHASE DESIGNATION

OVERLAP LETTER	PERMISSIVE PHASE	PROTECTED PHASE
B	= 4	+ 5

PHASE DESIGNATION DIAGRAM



EMERGENCY VEHICLE PREEMPTION SEQUENCE

EMERGENCY VEHICLE PREEMPTORS		
EMERGENCY VEHICLE PREEMPTOR	3	4
MOVEMENT	← →	↑ ↓

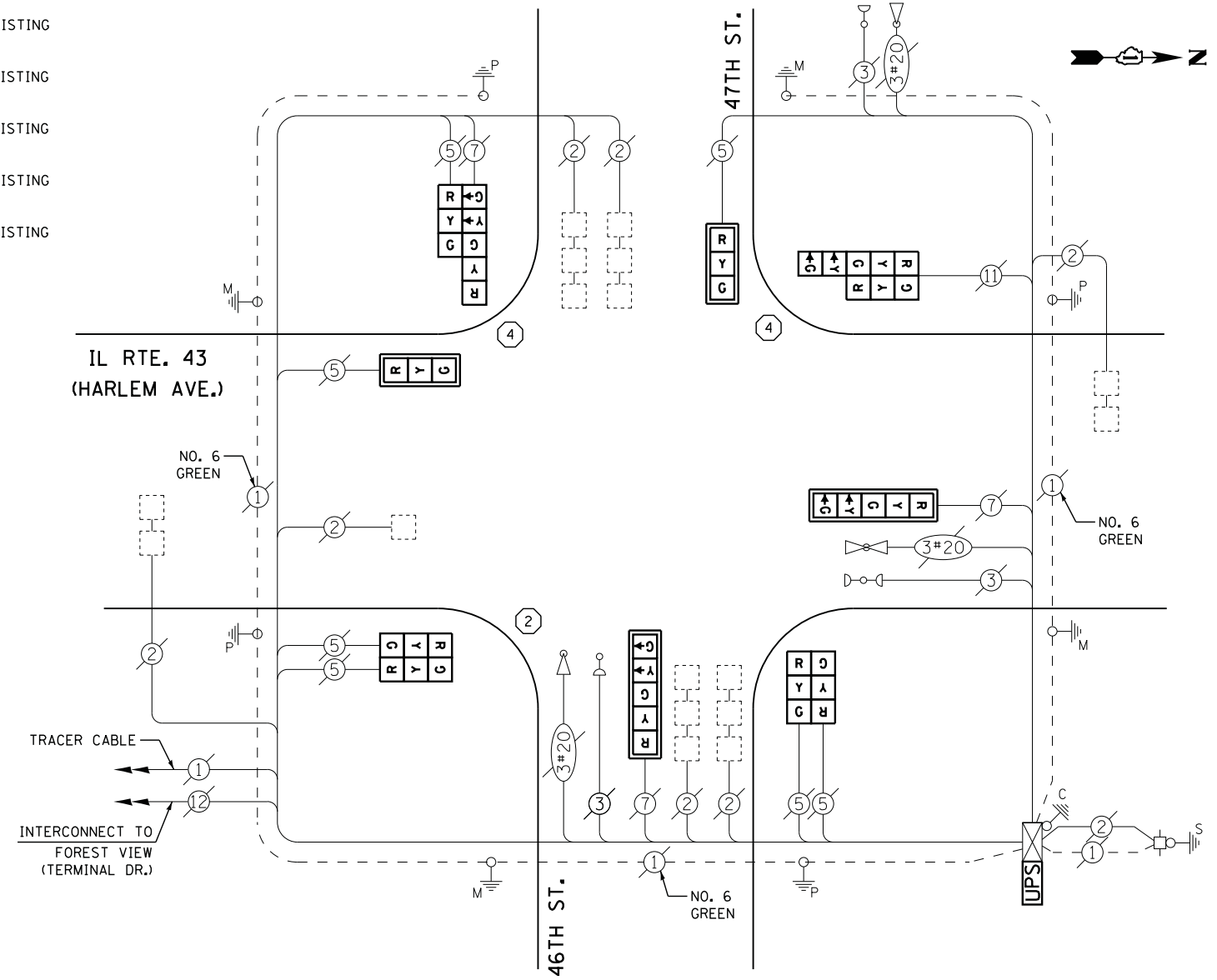
I. D. O. T. TRAFFIC SIGNAL INSTALLATION ELECTRICAL SERVICE REQUIREMENTS

TYPE	NO. LAMPS	WATTAGE		% OPERATIONS	TOTAL WATTAGE
		INCAND.	LED		
SIGNAL (RED)	12	135	17	0.50	102
(YELLOW)	12	135	25	0.25	75
(GREEN)	12	135	15	0.25	45
ARROW	8	135	12	0.10	10
PED. SIGNAL	0	90	25	1.00	0
CONTROLLER	1	100	100	1.00	100
ILLUM. SIGN		252	25	0.05	
VIDEO SYSTEM		150	-	1.00	
FLASHER LED					
TOTAL =					332

ENERGY COSTS- BILLED TO: IDOT DISTRICT 1
201 WEST CENTER COURT
SCHAUMBURG, IL 60196-1096

ENERGY SUPPLY - CONTACT JOE STACHO
PHONE 630-424-5704
COMMONWEALTH EDISON

- ① REPLACE 10 FT. PAINTED POST. RE-USE EXISTING TYPE A CONCRETE FOUNDATION.
- ② REPLACE 14 FT. PAINTED POST. RE-USE EXISTING TYPE A CONCRETE FOUNDATION.
- ③ REPLACE 15 FT. PAINTED POST. RE-USE EXISTING TYPE A CONCRETE FOUNDATION.
- ④ REPLACE 16 FT. PAINTED POST. RE-USE EXISTING TYPE A CONCRETE FOUNDATION.
- ⑤ REPLACE 18 FT. PAINTED POST. RE-USE EXISTING TYPE A CONCRETE FOUNDATION.



CABLE PLAN

UPS SHALL BE INSTALLED ON LEFT SIDE OF CONTROLLER CABINET DUE TO PHYSICAL CONSTRAINT, OR AS DIRECTED BY THE ENGINEER

SCHEDULE OF QUANTITIES

QUANTITY	UNIT	ITEM
1	EACH	MAINTENANCE OF EXISTING TRAFFIC SIGNAL INSTALLATION
1	EACH	TRAFFIC SIGNAL POST, GALVANIZED STEEL 14 FT.
2	EACH	TRAFFIC SIGNAL POST, GALVANIZED STEEL 16 FT.
2	EACH	SIGNAL HEAD, LED, 1-FACE, 3-SECTION, MAST-ARM MOUNTED
2	EACH	SIGNAL HEAD, LED, 1-FACE, 5-SECTION, MAST-ARM MOUNTED
2	EACH	SIGNAL HEAD, LED, 2-FACE, 3-SECTION, BRACKET MOUNTED
2	EACH	SIGNAL HEAD, LED, 2-FACE, 1-3 SECTION, 1-5 SECTION, BRACKET MOUNTED
4	EACH	TRAFFIC SIGNAL BACKPLATE, LOUVERED, ALUMINUM
1	EACH	MODIFY EXISTING CONTROLLER CABINET
1	EACH	REMOVE EXISTING TRAFFIC SIGNAL EQUIPMENT
2	EACH	REMOVE AND REPLACE ANCHOR BOLTS
1	EACH	UNINTERRUPTABLE POWER SUPPLY, SPECIAL

REMOVAL OF EXISTING TRAFFIC SIGNAL EQUIPMENT

THE FOLLOWING ITEMS SHALL BE REMOVED BY THE CONTRACTOR AND SHALL BE DISPOSED OF BY THEM OUTSIDE THE RIGHT-OF-WAY AT THEIR EXPENSE. THE SALVAGE VALUE OF THE REMOVED EQUIPMENT SHALL BE REFLECTED IN THE CONTRACT BID PRICE.

2	EACH	SIGNAL HEAD, 3 - SECTION
2	EACH	SIGNAL HEAD, 5 - SECTION
2	EACH	SIGNAL HEAD, 2 - FACE, 3 SECTION
2	EACH	SIGNAL HEAD, 2 - FACE, 1-3 SECTION, 1-5 SECTION
4	EACH	TRAFFIC SIGNAL BACKPLATE
3	EACH	SIGNAL POST

STATE OF ILLINOIS
DEPARTMENT OF TRANSPORTATION

IL ROUTE 43 (HARLEM AVENUE) AT 46TH STREET /47TH STREET
SCHEDULE OF QUANTITIES, CABLE PLAN, PHASE DESIGNATION DIAGRAM
AND EMERGENCY VEHICLE PREEMPTION SEQUENCE

SCALE: N.T.S. SHEET NO. OF SHEETS STA. TO STA.

F.A. RTE.	SECTION	COUNTY	TOTAL SHEETS	SHEET NO.
	2014-019TS	COOK	90	46
CONTRACT NO. 60Y05				
ILLINOIS				

TS #2135
FOREST VIEW