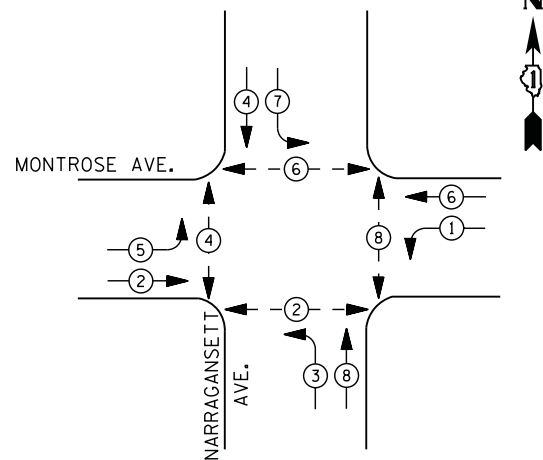


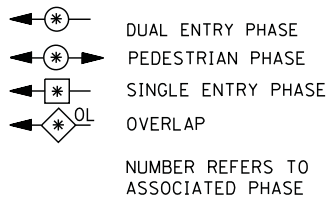


**CONTROLLER SEQUENCE**

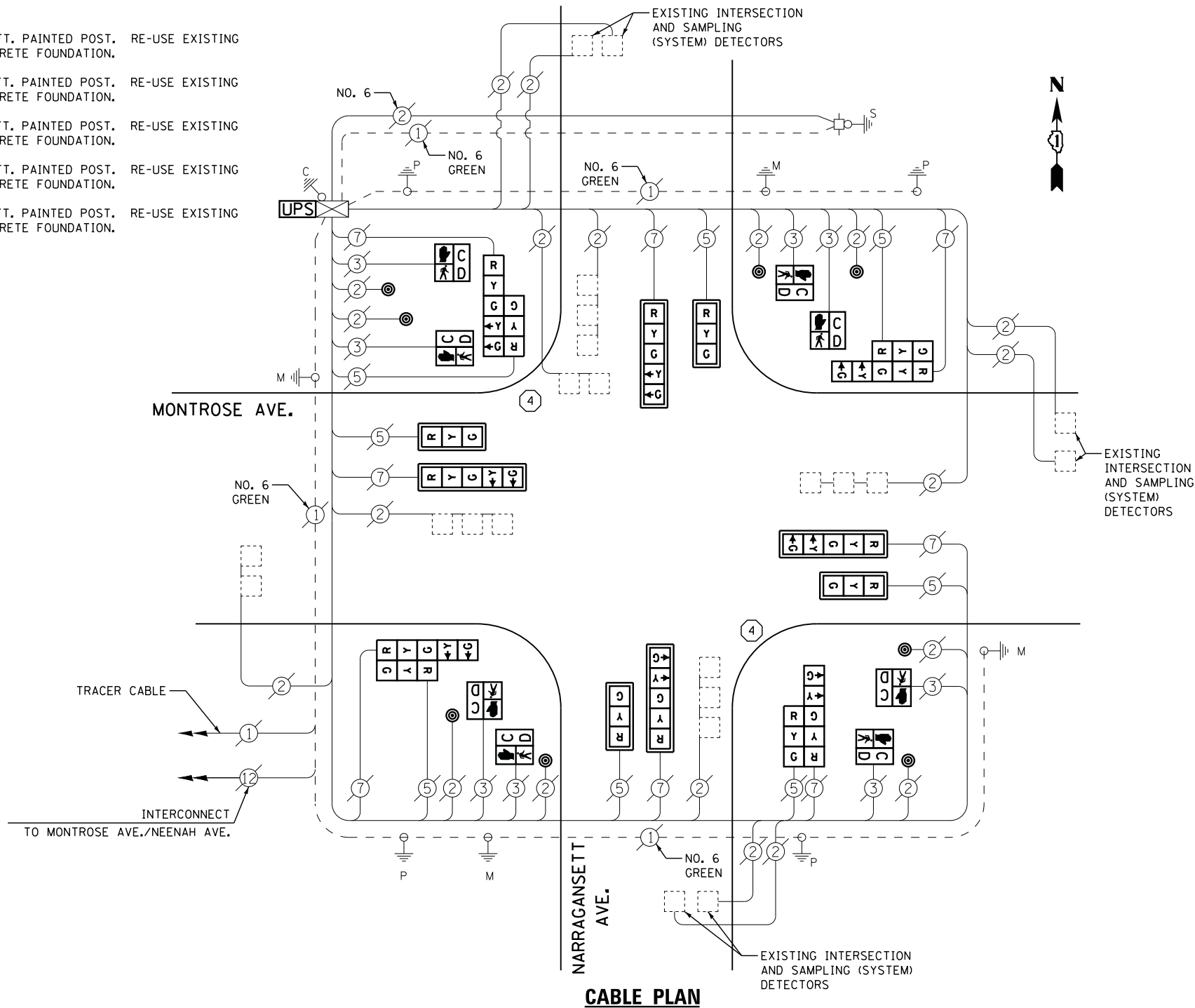


**PHASE DESIGNATION DIAGRAM**

**LEGEND**



- ① REPLACE 10 FT. PAINTED POST. RE-USE EXISTING TYPE A CONCRETE FOUNDATION.
- ② REPLACE 14 FT. PAINTED POST. RE-USE EXISTING TYPE A CONCRETE FOUNDATION.
- ③ REPLACE 15 FT. PAINTED POST. RE-USE EXISTING TYPE A CONCRETE FOUNDATION.
- ④ REPLACE 16 FT. PAINTED POST. RE-USE EXISTING TYPE A CONCRETE FOUNDATION.
- ⑤ REPLACE 18 FT. PAINTED POST. RE-USE EXISTING TYPE A CONCRETE FOUNDATION.



**CABLE PLAN**

**I. D. O. T.  
TRAFFIC SIGNAL INSTALLATION  
ELECTRICAL SERVICE REQUIREMENTS**

TYPE	NO. LAMPS	WATTAGE		% OPERATIONS	TOTAL WATTAGE
		INCAND.	LED		
SIGNAL ( RED )	16	135	17	0.50	136
( YELLOW )	16	135	25	0.25	100
( GREEN )	16	135	15	0.25	60
ARROW	16	135	12	0.10	20
PED. SIGNAL	8	90	25	1.00	200
CONTROLLER	1	100	100	1.00	100
ILLUM. SIGN		252	25	0.05	
VIDEO SYSTEM		150	-	1.00	
FLASHER LED					
TOTAL =					616

**SCHEDULE OF QUANTITIES**

QUANTITY	UNIT	ITEM
1	EACH	MAINTENANCE OF EXISTING TRAFFIC SIGNAL INSTALLATION
2	EACH	TRAFFIC SIGNAL POST, GALVANIZED STEEL 16 FT.
4	EACH	SIGNAL HEAD, LED, 1-FACE, 3-SECTION, MAST-ARM MOUNTED
4	EACH	SIGNAL HEAD, LED, 1-FACE, 5-SECTION, MAST-ARM MOUNTED
4	EACH	SIGNAL HEAD, LED, 2-FACE, 1-3 SECTION, 1-5 SECTION, BRACKET MOUNTED
8	EACH	PEDESTRIAN SIGNAL HEAD, LED, 1-FACE, BRACKET MOUNTED WITH COUNTDOWN TIMER
8	EACH	TRAFFIC SIGNAL BACKPLATE, LOUVERED, ALUMINUM
8	EACH	PEDESTRIAN PUSH-BUTTON
1	EACH	MODIFY EXISTING CONTROLLER CABINET
1	EACH	REMOVE EXISTING TRAFFIC SIGNAL EQUIPMENT
1	EACH	REMOVE AND REPLACE ANCHOR BOLTS
1	EACH	UNINTERRUPTABLE POWER SUPPLY, SPECIAL

**REMOVAL OF EXISTING TRAFFIC SIGNAL EQUIPMENT**

THE FOLLOWING ITEMS SHALL BE REMOVED BY THE CONTRACTOR AND SHALL BE DISPOSED OF BY THEM OUTSIDE THE RIGHT-OF-WAY AT THEIR EXPENSE. THE SALVAGE VALUE OF THE REMOVED EQUIPMENT SHALL BE REFLECTED IN THE CONTRACT BID PRICE.

4	EACH	SIGNAL HEAD, 3 - SECTION
4	EACH	SIGNAL HEAD, 5 - SECTION
4	EACH	SIGNAL HEAD, 2 - FACE, 1-3 SECTION, 1-5 SECTION
8	EACH	TRAFFIC SIGNAL BACKPLATE
8	EACH	PEDESTRIAN SIGNAL HEAD
8	EACH	PEDESTRIAN PUSH-BUTTON
2	EACH	SIGNAL POST

ENERGY COSTS- BILLED TO: IDOT DISTRICT 1  
201 WEST CENTER COURT  
SCHAUMBURG, IL 60196-1096

ENERGY SUPPLY - CONTACT JOE STACHO  
PHONE 630-424-5704  
COMMONWEALTH EDISON

TS #5500  
HARWOOD HEIGHTS

STATE OF ILLINOIS  
DEPARTMENT OF TRANSPORTATION

MONTROSE AVENUE AT NARRAGANSETT AVENUE  
SCHEDULE OF QUANTITIES, CABLE PLAN, AND PHASE DESIGNATION DIAGRAM

F.A. RTE.	SECTION	COUNTY	TOTAL SHEETS	SHEET NO.
	2014-019TS	COOK	90	54
CONTRACT NO. 60Y05				

SCALE: N.T.S. SHEET NO. OF SHEETS STA. TO STA.