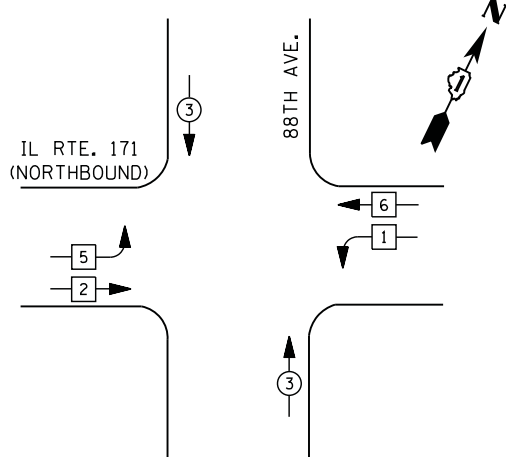




FILE NAME = M:\p\03\1481\2103 PTB 168-011 SINGH.IDOT VAR-VAR\WD14-001 Central_Cook Co.LED4\Design\CAD\Sheet_Files\10715_CAB_CDDK.dgn

CONTROLLER SEQUENCE

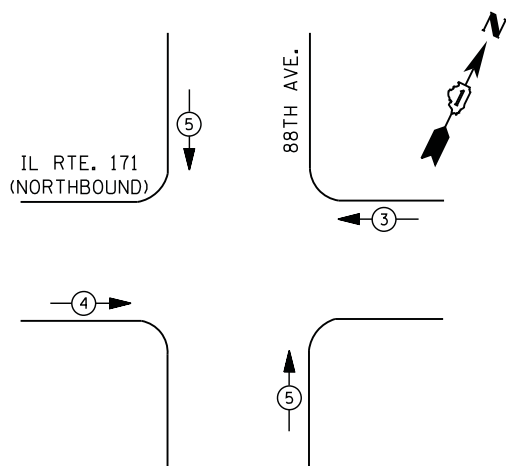


LEGEND

- DUAL ENTRY PHASE
- PEDESTRIAN PHASE
- SINGLE ENTRY PHASE
- OVERLAP

NUMBER REFERS TO ASSOCIATED PHASE

PHASE DESIGNATION DIAGRAM



EMERGENCY VEHICLE PREEMPTION SEQUENCE

EMERGENCY VEHICLE PREEMPTORS			
EMERGENCY VEHICLE PREEMPTOR	3	4	5
MOVEMENT	←	→	↕

**I. D. O. T.
TRAFFIC SIGNAL INSTALLATION
ELECTRICAL SERVICE REQUIREMENTS**

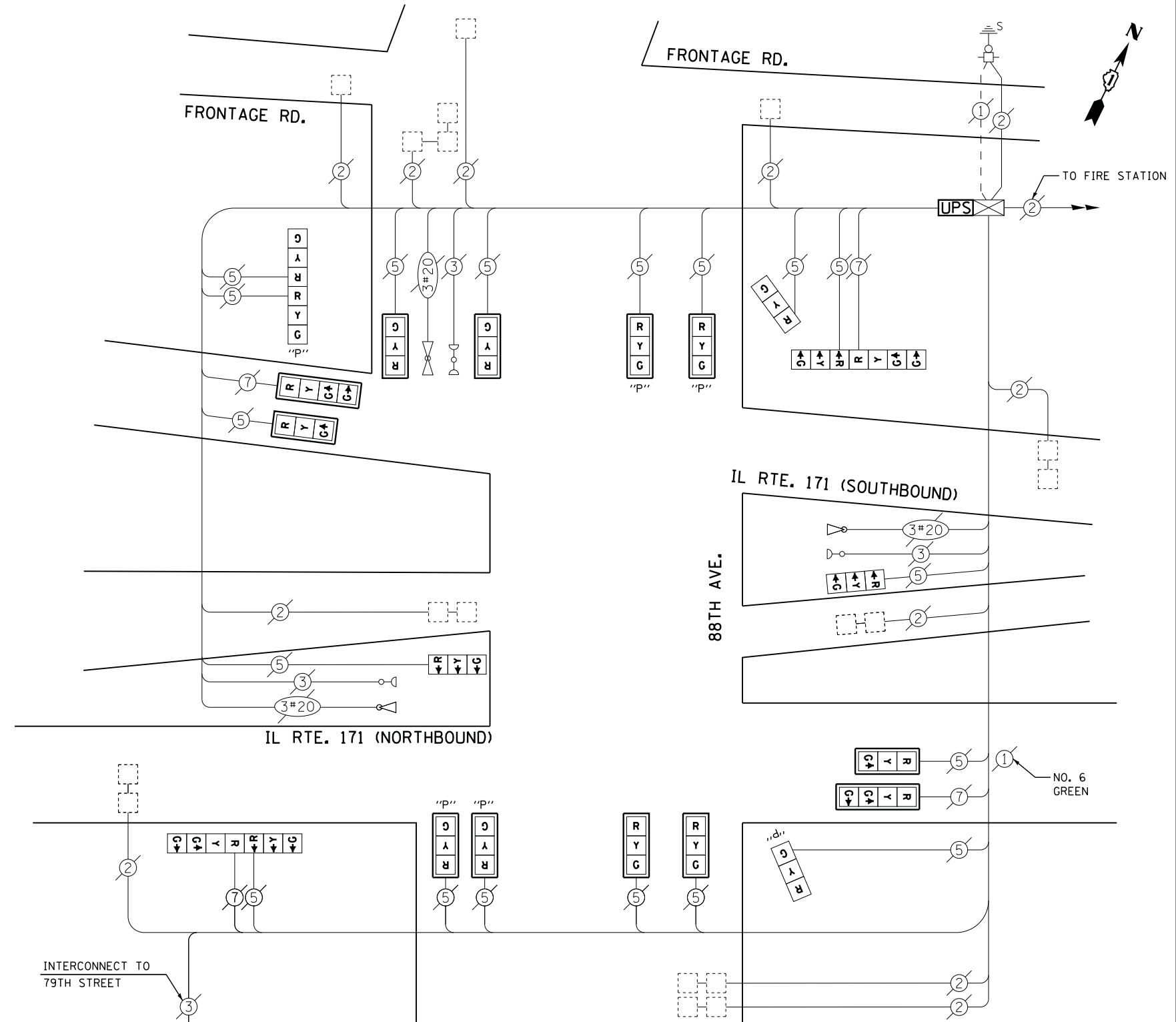
TYPE	NO. LAMPS	WATTAGE		% OPERATIONS	TOTAL WATTAGE
		INCAND.	LED		
SIGNAL (RED)	22	135	17	0.50	187
(YELLOW)	22	135	25	0.25	138
(GREEN)	26	135	15	0.25	98
ARROW	0	135	12	0.10	0
PED. SIGNAL	0	90	25	1.00	0
CONTROLLER	1	100	100	1.00	100
ILLUM. SIGN		252	25	0.05	
VIDEO SYSTEM		150	-	1.00	
TOTAL =					523

ENERGY COSTS- BILLED TO: IDOT DISTRICT 1
 201 WEST CENTER COURT
 SCHAUMBURG, IL 60196-1096

ENERGY SUPPLY - CONTACT ILYAS MOHIUDDIN
 PHONE 708-235-2692
 COMMONWEALTH EDISON

SCHEDULE OF QUANTITIES

QUANTITY	UNIT	ITEM
1	EACH	MAINTENANCE OF EXISTING TRAFFIC SIGNAL INSTALLATION
12	EACH	TRAFFIC SIGNAL BACKPLATE, LOUVERED, ALUMINUM
1	EACH	MODIFY EXISTING CONTROLLER CABINET
1	EACH	REMOVE EXISTING TRAFFIC SIGNAL EQUIPMENT
1	EACH	UNINTERRUPTIBLE POWER SUPPLY, SPECIAL
2	EACH	SIGNAL HEAD, LED, 2-FACE, 1-3 SECTION, 1-4 SECTION, BRACKET MOUNTED, RETROFIT
3	EACH	SIGNAL HEAD, LED, 1-FACE, 3-SECTION, BRACKET MOUNTED, RETROFIT
6	EACH	SIGNAL HEAD, LED, 1-FACE, 3-SECTION, MAST ARM MOUNTED, RETROFIT
2	EACH	SIGNAL HEAD, LED, 1-FACE, 4-SECTION, MAST ARM MOUNTED, RETROFIT
1	EACH	OPTICALLY PROGRAMMED SIGNAL HEAD, LED, 1-FACE, 3-SECTION, BRACKET MOUNTED, RETROFIT
4	EACH	OPTICALLY PROGRAMMED SIGNAL HEAD, LED, 1-FACE, 3-SECTION, MAST ARM MOUNTED, RETROFIT
1	EACH	COMBINATION SIGNAL HEAD, LED, 2-FACE, 1-3 SECTION OPTICALLY PROGRAMMED, 1-3 SECTION, 1-3 SECTION BRACKET MOUNTED, RETROFIT



RETROFIT ALL EXISTING SIGNAL HEADS TO L.E.D.

REMOVAL OF EXISTING TRAFFIC SIGNAL EQUIPMENT

THE FOLLOWING ITEMS SHALL BE REMOVED BY THE CONTRACTOR AND SHALL BE DISPOSED OF BY THEM OUTSIDE THE RIGHT-OF-WAY AT THEIR EXPENSE. THE SALVAGE VALUE OF THE REMOVED EQUIPMENT SHALL BE REFLECTED IN THE CONTRACT BID PRICE.

12 EACH TRAFFIC SIGNAL BACKPLATE

TS #10715
JUSTICE

USER NAME = .USERNAME.	DESIGNED - DW	REVISED -	STATE OF ILLINOIS DEPARTMENT OF TRANSPORTATION	IL ROUTE 171 AT 88TH AVENUE SCHEDULE OF QUANTITIES, CABLE PLAN, PHASE DESIGNATION DIAGRAM AND EMERGENCY VEHICLE PREEMPTION SEQUENCE				F.A. RTE.	SECTION	COUNTY	TOTAL SHEETS	SHEET NO.
PLOT SCALE = 20.000' / in.	CHECKED - KMM	REVISED -		SCALE: N.T.S.	SHEET NO.	OF SHEETS	STA.	TO STA.	2014-019TS	COOK	90	61
PLOT DATE = 5/13/2014	DATE -	REVISED -						CONTRACT NO. 60Y05				