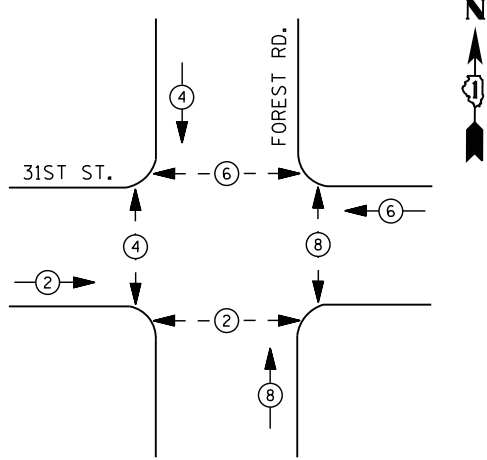
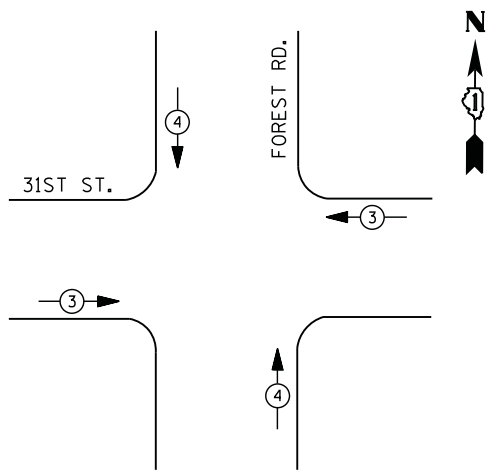




CONTROLLER SEQUENCE



PHASE DESIGNATION DIAGRAM



EMERGENCY VEHICLE PREEMPTION SEQUENCE

EMERGENCY VEHICLE PREEMPTORS		
EMERGENCY VEHICLE PREEMPTOR	3	4
MOVEMENT	↑	→

**I. D. O. T.
TRAFFIC SIGNAL INSTALLATION
ELECTRICAL SERVICE REQUIREMENTS**

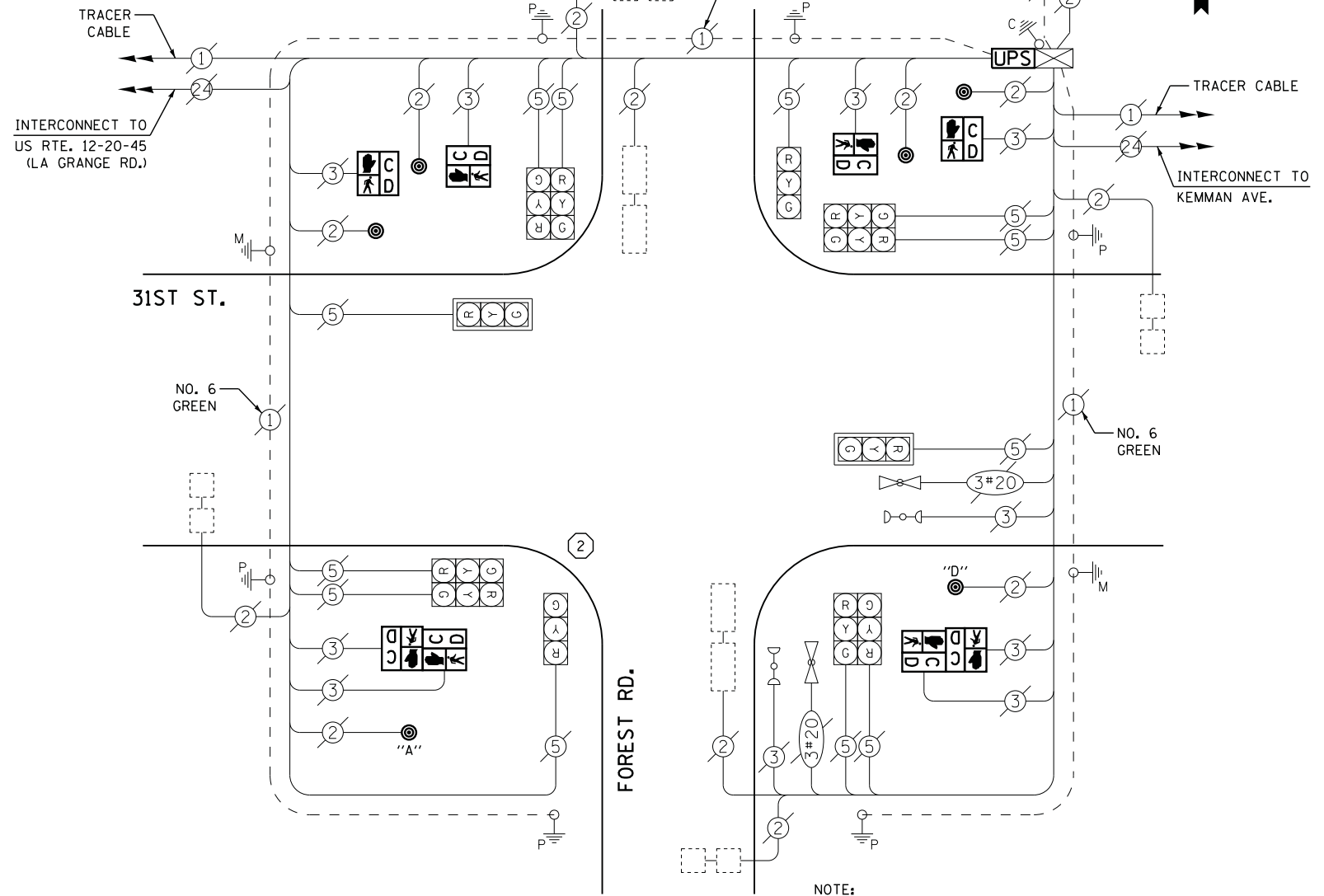
TYPE	NO. LAMPS	WATTAGE		% OPERATIONS	TOTAL WATTAGE
		INCAND.	LED		
SIGNAL (RED)	12	135	17	0.50	102
(YELLOW)	12	135	25	0.25	75
(GREEN)	12	135	15	0.25	45
ARROW	0	135	12	0.10	0
PED. SIGNAL	8	90	25	1.00	200
CONTROLLER	1	100	100	1.00	100
ILLUM. SIGN		252	25	0.05	
VIDEO SYSTEM		150	-	1.00	
TOTAL =					522

ENERGY COSTS- BILLED TO: IDOT DISTRICT 1
201 WEST CENTER COURT
SCHAUMBURG, IL 60196-1096

ENERGY SUPPLY - CONTACT JOE STACHO
PHONE 630-424-5704
COMMONWEALTH EDISON

LEGEND

- DUAL ENTRY PHASE
- PEDESTRIAN PHASE
- SINGLE ENTRY PHASE
- OVERLAP
- NUMBER REFERS TO ASSOCIATED PHASE
- 1 REPLACE 10 FT. PAINTED POST. RE-USE EXISTING
TYPE A CONCRETE FOUNDATION.
- 2 REPLACE 14 FT. PAINTED POST. RE-USE EXISTING
TYPE A CONCRETE FOUNDATION.
- 3 REPLACE 15 FT. PAINTED POST. RE-USE EXISTING
TYPE A CONCRETE FOUNDATION.
- 4 REPLACE 16 FT. PAINTED POST. RE-USE EXISTING
TYPE A CONCRETE FOUNDATION.
- 5 REPLACE 18 FT. PAINTED POST. RE-USE EXISTING
TYPE A CONCRETE FOUNDATION.



NOTE:
PUSH BUTTON "A" SHALL PLACE A CALL IN PHASES 2 AND 4
PUSH BUTTON "D" SHALL PLACE A CALL IN PHASES 2 AND 8

CABLE PLAN

SCHEDULE OF QUANTITIES

QUANTITY	UNIT	ITEM
1	EACH	MAINTENANCE OF EXISTING TRAFFIC SIGNAL INSTALLATION
1	EACH	TRAFFIC SIGNAL POST, GALVANIZED STEEL 14 FT.
4	EACH	PEDESTRIAN SIGNAL HEAD, LED, 1-FACE, BRACKET MOUNTED WITH COUNTDOWN TIMER
2	EACH	PEDESTRIAN SIGNAL HEAD, LED, 2-FACE, BRACKET MOUNTED WITH COUNTDOWN TIMER
1	EACH	RELOCATE EXISTING SIGNAL HEAD
1	EACH	MODIFY EXISTING CONTROLLER CABINET
1	EACH	REMOVE EXISTING TRAFFIC SIGNAL EQUIPMENT
1	EACH	REMOVE AND REPLACE ANCHOR BOLTS
1	EACH	UNINTERRUPTABLE POWER SUPPLY, SPECIAL
6	EACH	PEDESTRIAN PUSH-BUTTON, NON-LATCHING

REMOVAL OF EXISTING TRAFFIC SIGNAL EQUIPMENT

THE FOLLOWING ITEMS SHALL BE REMOVED BY THE CONTRACTOR AND SHALL BE DISPOSED OF BY THEM OUTSIDE THE RIGHT-OF-WAY AT THEIR EXPENSE. THE SALVAGE VALUE OF THE REMOVED EQUIPMENT SHALL BE REFLECTED IN THE CONTRACT BID PRICE.

8	EACH	PEDESTRIAN SIGNAL HEAD
6	EACH	PEDESTRIAN PUSH-BUTTON
1	EACH	SIGNAL POST

**STATE OF ILLINOIS
DEPARTMENT OF TRANSPORTATION**

**31ST STREET AT FOREST ROAD
SCHEDULE OF QUANTITIES, CABLE PLAN, PHASE DESIGNATION DIAGRAM
AND EMERGENCY VEHICLE PREEMPTION SEQUENCE**

SCALE: N.T.S. SHEET NO. OF SHEETS STA. TO STA.

F.A. RTE.	SECTION	COUNTY	TOTAL SHEETS	SHEET NO.
	2014-019TS	COOK	90	82
CONTRACT NO. 60Y05				

TS #13925
LA GRANGE PARK