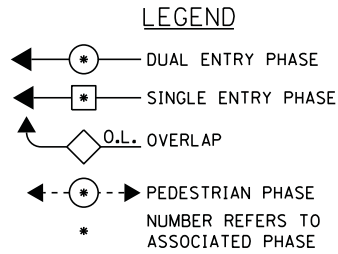
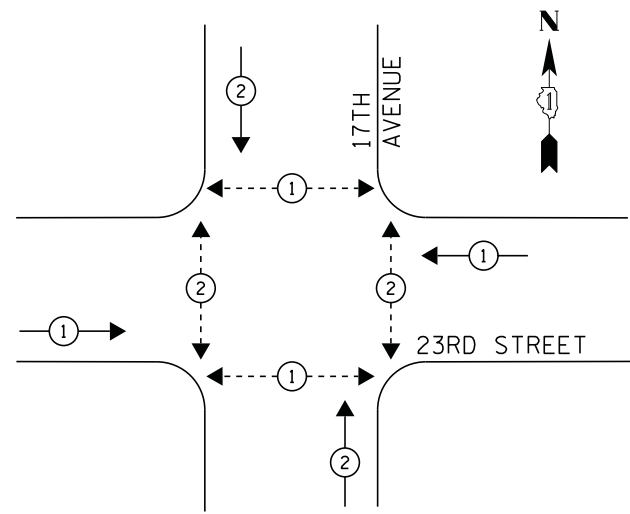
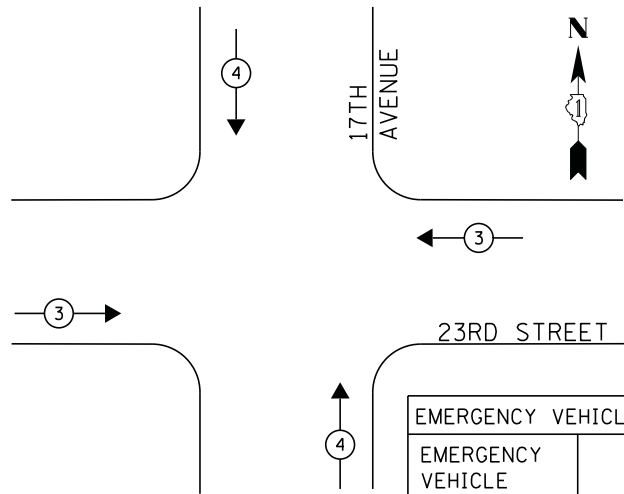


**CONTROLLER SEQUENCE**

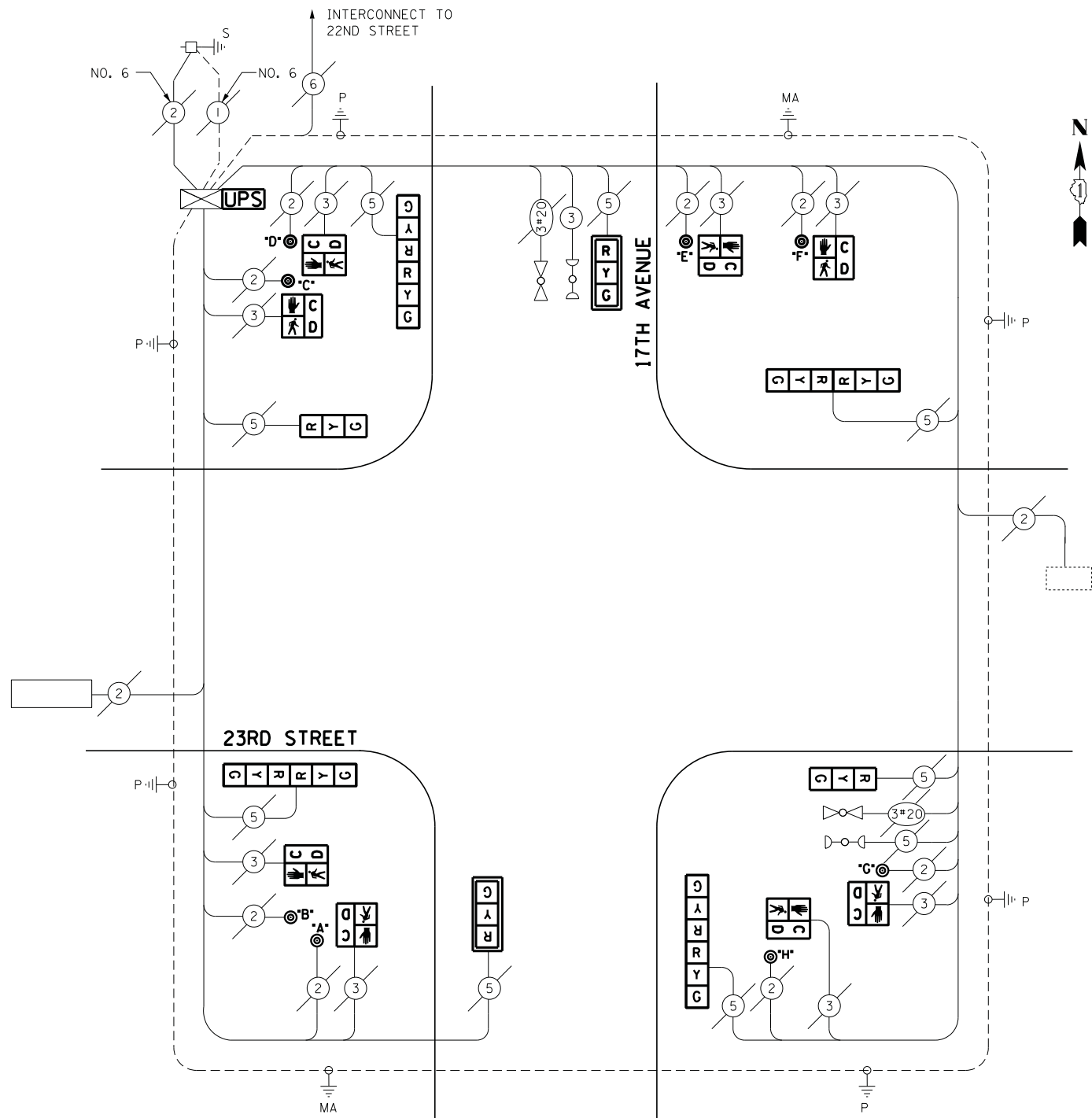


**PHASE DESIGNATION DIAGRAM**

**EMERGENCY VEHICLE PREEMPTION SEQUENCE**



EMERGENCY VEHICLE PREEMPTOR		
EMERGENCY VEHICLE PREEMPTOR	3	4
MOVEMENT	↔	↕



**CABLE PLAN**

**SCHEDULE OF QUANTITIES**

QUANTITY	UNIT	ITEM
1	EACH	MAINTENANCE OF EXISTING TRAFFIC SIGNAL INSTALLATION
2	EACH	SIGNAL HEAD, LED, 1-FACE, 3-SECTION, MAST ARM MOUNTED
2	EACH	SIGNAL HEAD, LED, 1-FACE, 3-SECTION, BRACKET MOUNTED
4	EACH	SIGNAL HEAD, LED, 2-FACE, 3-SECTION, BRACKET MOUNTED
8	EACH	PEDESTRIAN SIGNAL HEAD, LED, 1-FACE, BRACKET MOUNTED WITH COUNTDOWN TIMER
2	EACH	TRAFFIC SIGNAL BACKPLATE, LOUVERED, ALUMINUM
8	EACH	PEDESTRIAN PUSH-BUTTON
1	EACH	MODIFY EXISTING CONTROLLER CABINET
1	EACH	REMOVE EXISTING TRAFFIC SIGNAL EQUIPMENT
1	EACH	UNINTERRUPTIBLE POWER SUPPLY, SPECIAL

**REMOVAL OF EXISTING TRAFFIC SIGNAL EQUIPMENT**

THE FOLLOWING ITEMS SHALL BE REMOVED BY THE CONTRACTOR AND SHALL BE DISPOSED OF BY THEM OUTSIDE THE RIGHT-OF-WAY AT THEIR EXPENSE. THE SALVAGE VALUE OF THE REMOVED EQUIPMENT SHALL BE REFLECTED IN THE CONTACT BID PRICE.

8	EACH	PEDESTRIAN SIGNAL HEAD
8	EACH	PEDESTRIAN PUSH-BUTTON
4	EACH	SIGNAL HEAD, 1-FACE, 3-SECTION
4	EACH	SIGNAL HEAD, 2-FACE, 3-SECTION
2	EACH	TRAFFIC SIGNAL BACKPLATE

ECONOLITE ASC/2-2000  
CONTROLLER ON-SITE

TRAFFIC SIGNAL EQUIPMENT  
SHALL BE ECONOLITE TO  
MATCH THE ADJACENT  
EXISTING SYSTEM

TS# 22121  
NORTH RIVERSIDE

I.D.O.T. TRAFFIC SIGNAL INSTALLATION ELECTRICAL SERVICE REQUIREMENTS					TOTAL WATTAGE
TYPE	NO LAMPS	WATTAGE		%OPERATION	
		INCAND.	LED		
SIGNAL (RED)	12		17	0.5	102
(YELLOW)	12		25	0.25	75
(GREEN)	12		15	0.25	45
ARROW	-		12	0.10	-
PED. SIGNAL	8		25	1.00	200
CONTROLLER	1		100	1.00	100
ILLUM. SIGN			25	0.05	-
VIDEO SYSTEM			-	1.00	-
FLASHER			-	-	-
ENERGY COSTS TO:					TOTAL = 522
ILLINOIS DEPARTMENT OF TRANSPORTATION 201 WEST CENTER COURT SCHAUMBURG, ILLINOIS 60196-1096 ENERGY SUPPLY CONTACT: JOE STACHO PHONE: (630) 424-5704 COMPANY: COMMONWEALTH EDISON					

FILE NAME =	USER NAME = .USER.	DESIGNED -	M.A./V.O.	REVISED -	
J:\13155\Work Order 2\DCN\CADD Sheets\060Y18-sht-ts-34-22121.dgn		DRAWN -	Y.J./E.C.	REVISED -	
		CHECKED -	I.Y.	REVISED -	
		DATE -	5/16/2014	REVISED -	

STATE OF ILLINOIS  
DEPARTMENT OF TRANSPORTATION

SCHEDULE OF QUANTITIES, CABLE PLAN, PHASE DESIGNATION DIAGRAM, AND EMERGENCY VEHICLE PREEMPTION SEQUENCE 17TH AVENUE AT 23RD STREET			
SCALE: NTS	SHEET NO. 1	OF 1 SHEETS	STA. N/A TO STA. N/A

F.A.P. RTE.	SECTION	COUNTY	TOTAL SHEETS	SHEET NO.
	2014-032T5	COOK	68	50
CONTRACT NO. 60Y18				
ILLINOIS FED. AID PROJECT				