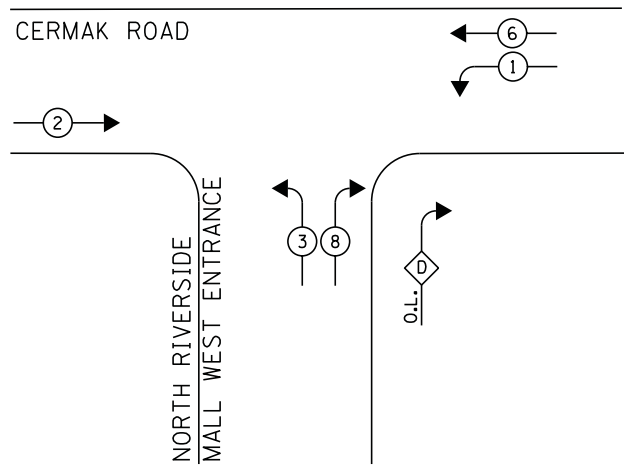
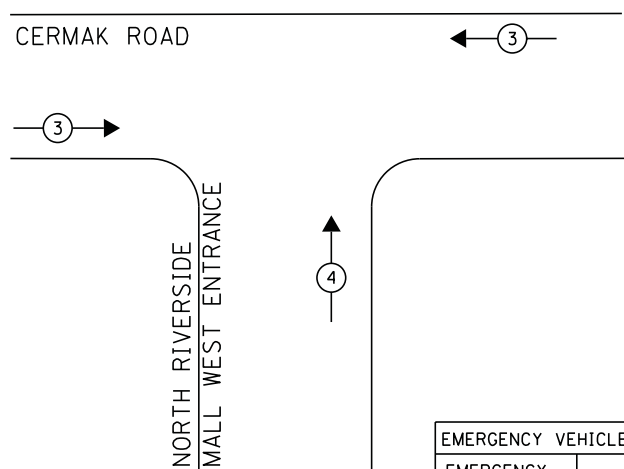


**CONTROLLER SEQUENCE**

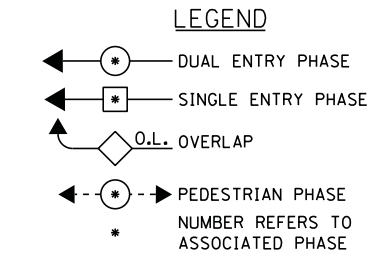


**PHASE DESIGNATION DIAGRAM**

**EMERGENCY VEHICLE PREEMPTION SEQUENCE**



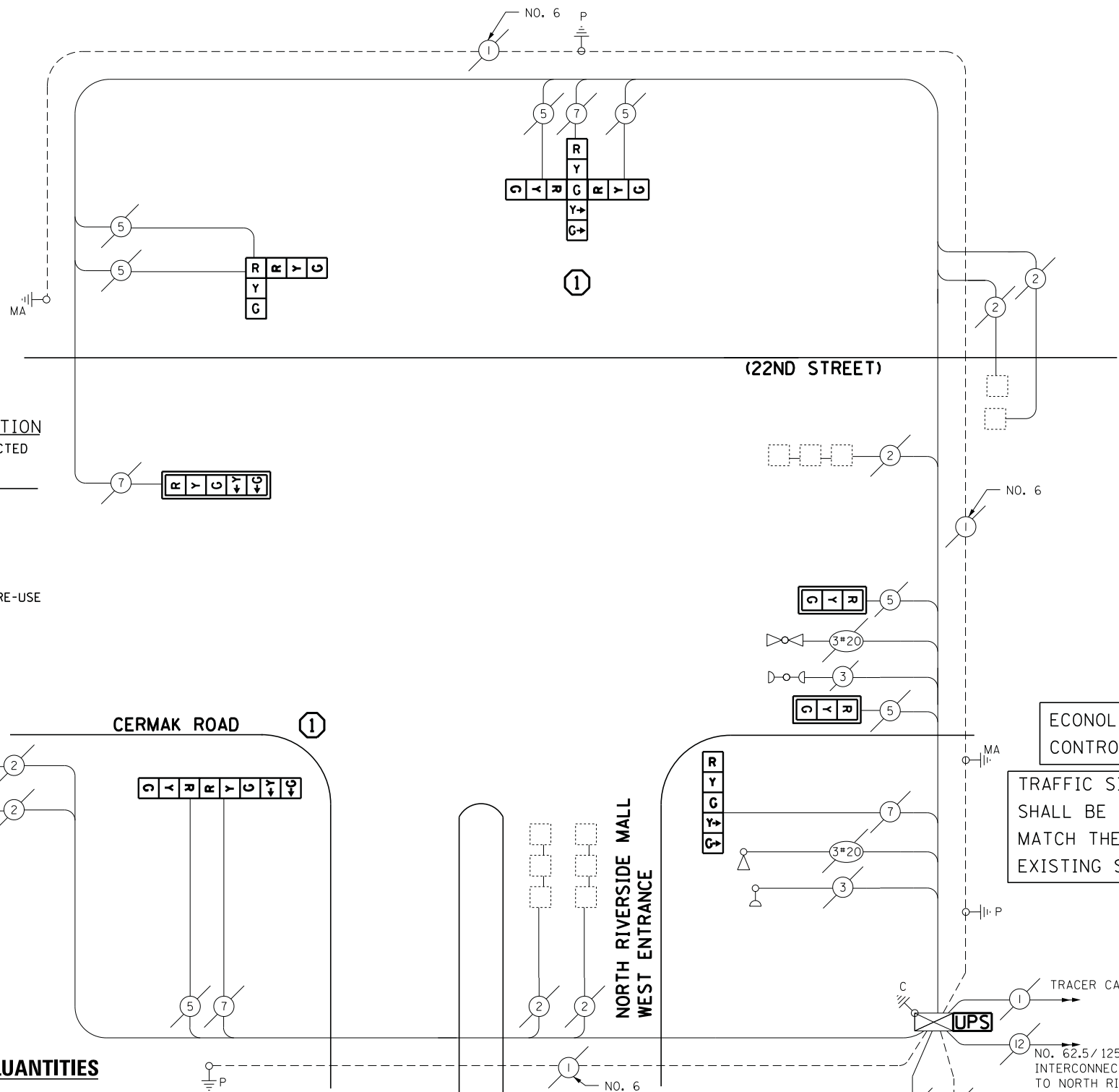
EMERGENCY VEHICLE PREEMPTOR		
EMERGENCY VEHICLE PREEMPTOR	3	4
MOVEMENT	↔	↑



**RIGHT TURN OVERLAP PHASE DESIGNATION**

OVERLAP LETTER	PERMISSIVE PHASE	PROTECTED PHASE
D	=	8 + 1

① REPLACE 16FT. PAINTED POST, RE-USE EXISTING FOUNDATION



**CABLE PLAN**

**REMOVAL OF EXISTING TRAFFIC SIGNAL EQUIPMENT**

THE FOLLOWING ITEMS SHALL BE REMOVED BY THE CONTRACTOR AND SHALL BE DISPOSED OF BY THEM OUTSIDE THE RIGHT-OF-WAY AT THEIR EXPENSE. THE SALVAGE VALUE OF THE REMOVED EQUIPMENT SHALL BE REFLECTED IN THE CONTRACT BID PRICE.

- 2 EACH TRAFFIC SIGNAL POST
- 7 EACH TRAFFIC SIGNAL HEAD, 3-SECTION
- 4 EACH TRAFFIC SIGNAL HEAD, 5-SECTION
- 3 EACH TRAFFIC SIGNAL BACKPLATE

**SCHEDULE OF QUANTITIES**

QUANTITY	UNIT	ITEM
1	EACH	MAINTENANCE OF EXISTING TRAFFIC SIGNAL INSTALLATION
2	EACH	TRAFFIC SIGNAL POST, GALVANIZED STEEL 16 FT.
2	EACH	SIGNAL HEAD, LED, 1-FACE, 3-SECTION, MAST-ARM MOUNTED
1	EACH	SIGNAL HEAD, LED, 1-FACE, 5-SECTION, BRACKET MOUNTED
1	EACH	SIGNAL HEAD, LED, 1-FACE, 5-SECTION, MAST-ARM MOUNTED
1	EACH	SIGNAL HEAD, LED, 2-FACE, 3-SECTION, BRACKET MOUNTED
1	EACH	SIGNAL HEAD, LED, 2-FACE, 1-3 SECTION, 1-5 SECTION, BRACKET MOUNTED
1	EACH	SIGNAL HEAD, LED, 3-FACE, 2-3 SECTION, 1-5 SECTION BRACKET MOUNTED
3	EACH	TRAFFIC SIGNAL BACKPLATE, LOUVERED, ALUMINUM
1	EACH	MODIFY EXISTING CONTROLLER CABINET
1	EACH	REMOVE EXISTING TRAFFIC SIGNAL EQUIPMENT
1	EACH	REMOVE AND REPLACE ANCHOR BOLTS
1	EACH	UNINTERRUPTABLE POWER SUPPLY, SPECIAL

I.D.O.T. TRAFFIC SIGNAL INSTALLATION ELECTRICAL SERVICE REQUIREMENTS				TOTAL WATTAGE	
TYPE	NO LAMPS	WATTAGE	%OPERATION		
		INCAND.	LED		
SIGNAL (RED)	11		17	0.5	93.5
(YELLOW)	11		25	0.25	68.75
(GREEN)	11		15	0.25	41.25
ARROW	8		12	0.10	9.6
PED. SIGNAL	-		25	1.00	-
CONTROLLER	1		100	1.00	100
ILLUM. SIGN			25	0.05	-
VIDEO SYSTEM			-	1.00	-
FLASHER			-	-	-
ENERGY COSTS TO:				TOTAL =	313.10

ILLINOIS DEPARTMENT OF TRANSPORTATION  
201 WEST CENTER COURT  
SCHAUMBURG, ILLINOIS 60196-1096  
ENERGY SUPPLY CONTACT: JOE STACHO  
PHONE: (630) 424-5704  
COMPANY: COMMONWEALTH EDISON

FILE NAME =	USER NAME = .USER.	DESIGNED -	M.A./V.O.	REVISED -	
J:\13155\Work Order 2\DDN\CADD Sheets\060Y18-sht-ts-39_4820.dgn		DRAWN -	Y.J./E.C.	REVISED -	
		CHECKED -	I.Y.	REVISED -	
		DATE -	5/16/2014	REVISED -	

STATE OF ILLINOIS  
DEPARTMENT OF TRANSPORTATION

SCHEDULE OF QUANTITIES, CABLE PLAN, PHASE DESIGNATION DIAGRAM, AND EMERGENCY VEHICLE PREEMPTION SEQUENCE			
CERMAK ROAD (22ND STREET) AND NORTH RIVERSIDE MALL WEST ENTRANCE			
SCALE: NTS	SHEET NO. 1 OF 1 SHEETS	STA. N/A	TO STA. N/A

F.A.P. RTE.	SECTION	COUNTY	TOTAL SHEETS	SHEET NO.
	2014-032TS	COOK	68	55
CONTRACT NO. 60Y18				
ILLINOIS FED. AID PROJECT				

TS# 4820  
NORTH RIVERSIDE