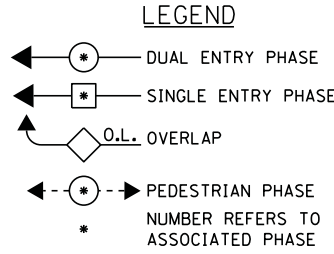
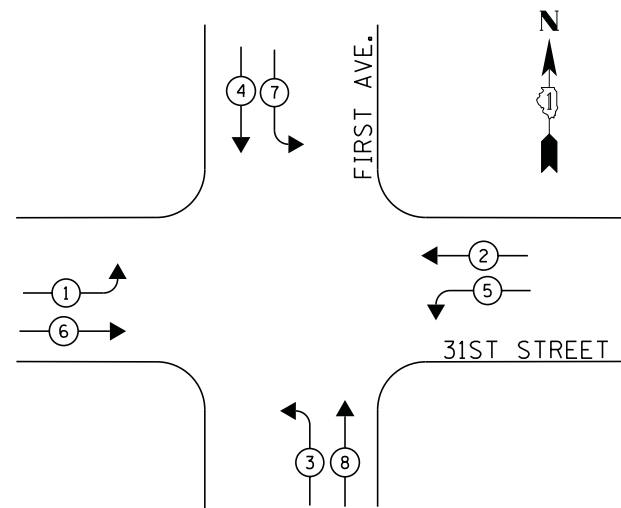


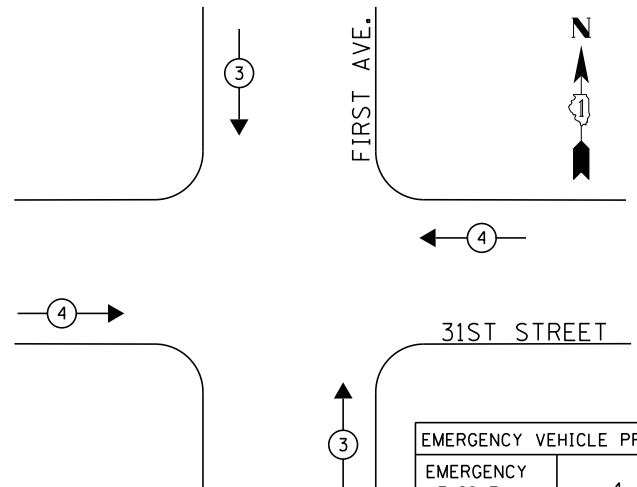
CONTROLLER SEQUENCE



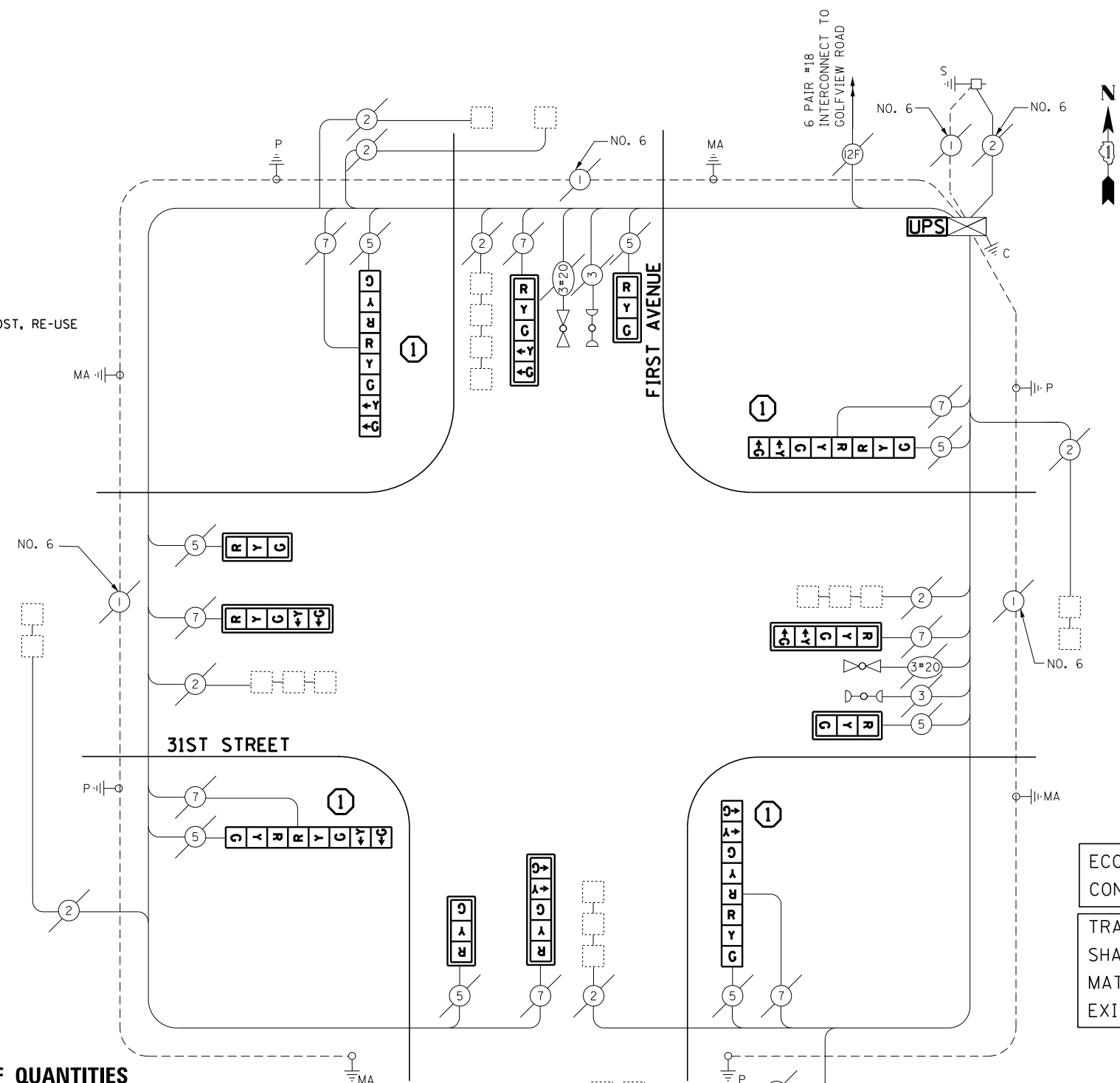
① REPLACE 16FT. PAINTED POST, RE-USE EXISTING FOUNDATION

PHASE DESIGNATION DIAGRAM

EMERGENCY VEHICLE PREEMPTION SEQUENCE



EMERGENCY VEHICLE PREEMPTOR		
EMERGENCY VEHICLE PREEMPTOR	4	3
MOVEMENT	↔	↕



ECONOLITE ASC/2S-1000 CONTROLLER ON-SITE

TRAFFIC SIGNAL EQUIPMENT SHALL BE ECONOLITE TO MATCH THE ADJACENT EXISTING SYSTEM

SCHEDULE OF QUANTITIES

QUANTITY	UNIT	ITEM
1	EACH	MAINTENANCE OF EXISTING TRAFFIC SIGNAL INSTALLATION
4	EACH	TRAFFIC SIGNAL POST, GALVANIZED STEEL 16 FT.
4	EACH	SIGNAL HEAD, LED, 1-FACE, 3-SECTION, MAST-ARM MOUNTED
4	EACH	SIGNAL HEAD, LED, 1-FACE, 5-SECTION, MAST-ARM MOUNTED
4	EACH	SIGNAL HEAD, LED, 2-FACE, 1-3 SECTION, 1-5 SECTION, BRACKET MOUNTED
8	EACH	TRAFFIC SIGNAL BACKPLATE, LOUVERED, ALUMINUM
1	EACH	MODIFY EXISTING CONTROLLER CABINET
1	EACH	REMOVE EXISTING TRAFFIC SIGNAL EQUIPMENT
2	EACH	REMOVE AND REPLACE ANCHOR BOLTS
1	EACH	UNINTERRUPTIBLE POWER SUPPLY, SPECIAL

CABLE PLAN

REMOVAL OF EXISTING TRAFFIC SIGNAL EQUIPMENT

THE FOLLOWING ITEMS SHALL BE REMOVED BY THE CONTRACTOR AND SHALL BE DISPOSED OF BY THEM OUTSIDE THE RIGHT-OF-WAY AT THEIR EXPENSE. THE SALVAGE VALUE OF THE REMOVED EQUIPMENT SHALL BE REFLECTED IN THE CONTRACT BID PRICE.

4	EACH	TRAFFIC SIGNAL POST
8	EACH	TRAFFIC SIGNAL BACKPLATE
8	EACH	SIGNAL HEAD, 5-SECTION
8	EACH	SIGNAL HEAD, 3-SECTION

I.D.O.T. TRAFFIC SIGNAL INSTALLATION ELECTRICAL SERVICE REQUIREMENTS					TOTAL WATTAGE
TYPE	NO LAMPS	WATTAGE		%OPERATION	
		INCAND.	LED		
SIGNAL (RED)	16		17	0.5	136
(YELLOW)	16		25	0.25	100
(GREEN)	16		15	0.25	60
ARROW	16		12	0.10	19.2
PED. SIGNAL	-		25	1.00	-
CONTROLLER	1		100	1.00	100
ILLUM. SIGN			25	0.05	-
VIDEO SYSTEM				1.00	-
FLASHER				-	-
ENERGY COSTS TO:					TOTAL = 415.2

ILLINOIS DEPARTMENT OF TRANSPORTATION
201 WEST CENTER COURT
SCHAUMBURG, ILLINOIS 60196-1096
ENERGY SUPPLY CONTACT: JOE STACHO
PHONE: (630) 424-5704
COMPANY: COMMONWEALTH EDISON

FILE NAME =	USER NAME = .USER.	DESIGNED -	M.A./V.O.	REVISED -	
J:\13155\Work Order 2\DCN\CADD Sheets\060Y18-sht-ts-43_3590.dgn		DRAWN -	Y.J./E.C.	REVISED -	
		CHECKED -	I.Y.	REVISED -	
		DATE -	5/16/2014	REVISED -	

STATE OF ILLINOIS
DEPARTMENT OF TRANSPORTATION

SCHEDULE OF QUANTITIES, CABLE PLAN, PHASE DESIGNATION DIAGRAM, AND EMERGENCY VEHICLE PREEMPTION SEQUENCE			
1ST AVENUE AT 31ST STREET			
SCALE: NTS	SHEET NO. 1 OF 1 SHEETS	STA. N/A	TO STA. N/A

F.A.P. RTE.	SECTION	COUNTY	TOTAL SHEETS	SHEET NO.
	2014-03215	COOK	68	59
CONTRACT NO. 60Y18				
ILLINOIS FED. AID PROJECT				

TS# 3590
NORTH RIVERSIDE