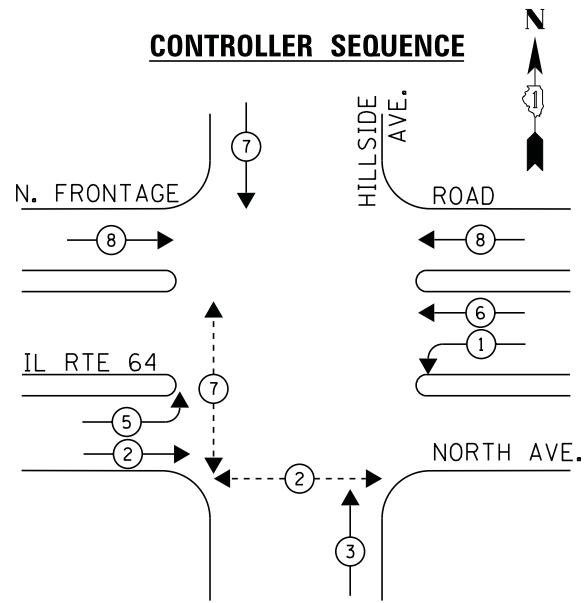
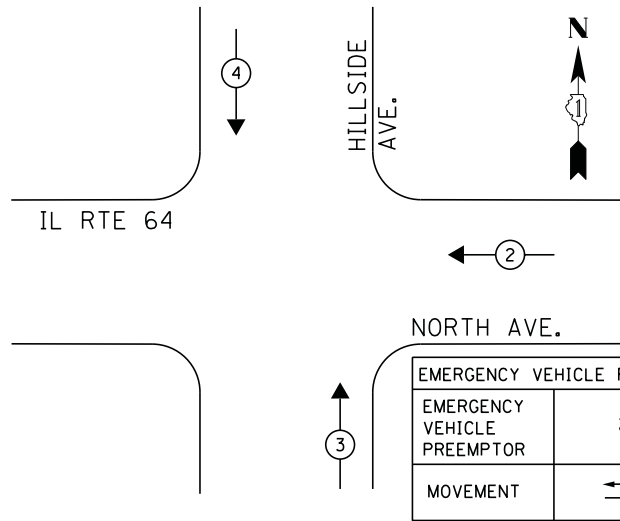


CONTROLLER SEQUENCE



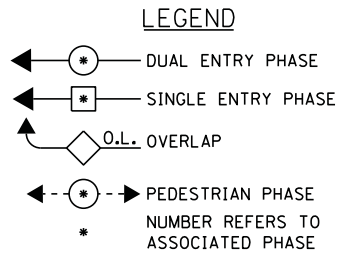
PHASE DESIGNATION DIAGRAM

EMERGENCY VEHICLE PREEMPTION SEQUENCE

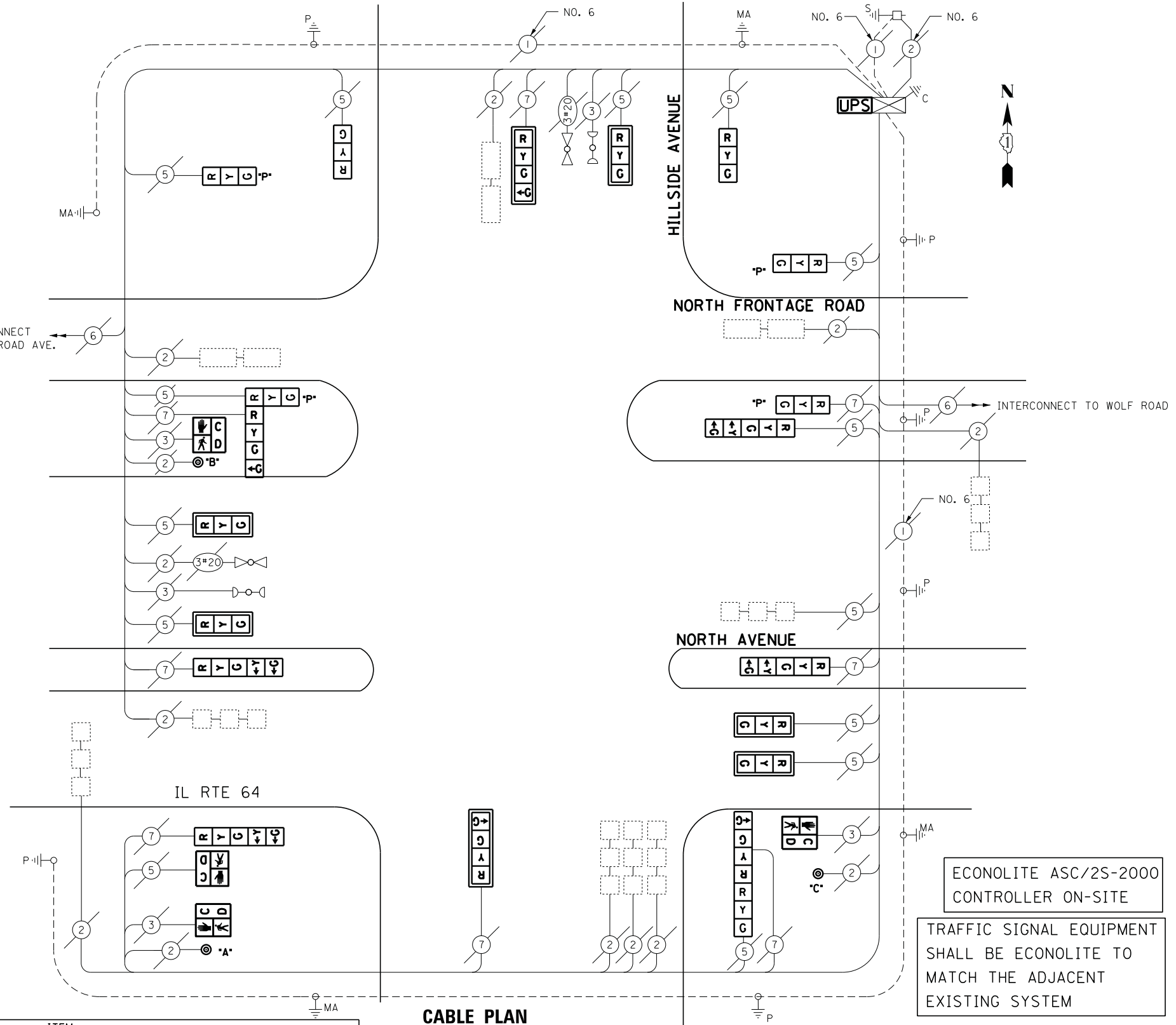


NOTE:

PUSH BUTTON "A" PLACES A CALL IN PHASE 2 & 7
PUSH BUTTON "C" PLACES A CALL IN PHASE 2



INTERCONNECT TO RAILROAD AVE.



CABLE PLAN

ECONOLITE ASC/2S-2000 CONTROLLER ON-SITE

TRAFFIC SIGNAL EQUIPMENT SHALL BE ECONOLITE TO MATCH THE ADJACENT EXISTING SYSTEM

REMOVAL OF EXISTING TRAFFIC SIGNAL EQUIPMENT

THE FOLLOWING ITEMS SHALL BE REMOVED BY THE CONTRACTOR AND SHALL BE DISPOSED OF BY THEM OUTSIDE THE RIGHT-OF-WAY AT THEIR EXPENSE. THE SALVAGE VALUE OF THE REMOVED EQUIPMENT SHALL BE REFLECTED IN THE CONTRACT BID PRICE.

- 4 EACH PEDESTRIAN SIGNAL HEAD
- 3 EACH PEDESTRIAN PUSH-BUTTON
- 4 EACH OPTICALLY PROGRAMMED SIGNAL HEAD, 3-SECTION

TS# 21850
NORTHLAKE

I.D.O.T. TRAFFIC SIGNAL INSTALLATION ELECTRICAL SERVICE REQUIREMENTS					TOTAL WATTAGE
TYPE	NO LAMPS	WATTAGE		%OPERATION	
		INCAND.	LED		
SIGNAL (RED)	20		17	0.5	170
(YELLOW)	20		25	0.25	125
(GREEN)	20		15	0.25	75
ARROW	11		12	0.10	13.2
PED. SIGNAL	4		25	1.00	100
CONTROLLER	1		100	1.00	100
ILLUM. SIGN	1		25	0.05	-
VIDEO SYSTEM			-	1.00	-
FLASHER			-	-	-
ENERGY COSTS TO:					TOTAL = 583.2
ILLINOIS DEPARTMENT OF TRANSPORTATION 201 WEST CENTER COURT SCHAUMBURG, ILLINOIS 60196-1096					
ENERGY SUPPLY CONTACT: JOE STACHO PHONE: (630) 424-5704 COMPANY: COMMONWEALTH EDISON					

SCHEDULE OF QUANTITIES

QUANTITY	UNIT	ITEM
1	EACH	MAINTENANCE OF EXISTING TRAFFIC SIGNAL INSTALLATION
5	EACH	SIGNAL HEAD, LED, 1-FACE, 3-SECTION, MAST ARM MOUNTED
2	EACH	SIGNAL HEAD, LED, 1-FACE, 3-SECTION, BRACKET MOUNTED
2	EACH	SIGNAL HEAD, LED, 1-FACE, 4-SECTION, MAST ARM MOUNTED
4	EACH	SIGNAL HEAD, LED, 1-FACE, 5-SECTION, BRACKET MOUNTED
1	EACH	SIGNAL HEAD, LED, 2-FACE, 1-3 SECTION, 1-4 SECTION, BRACKET MOUNTED
4	EACH	OPTICALLY PROGRAMMED SIGNAL HEAD, LED, 1-FACE, 3-SECTION, BRACKET MOUNTED
4	EACH	PEDESTRIAN SIGNAL HEAD, LED, 1-FACE, BRACKET MOUNTED WITH COUNTDOWN TIMER
7	EACH	TRAFFIC SIGNAL BACKPLATE, LOUVERED, ALUMINUM
1	EACH	MODIFY EXISTING CONTROLLER CABINET
1	EACH	REMOVE EXISTING TRAFFIC SIGNAL EQUIPMENT
1	EACH	UNINTERRUPTIBLE POWER SUPPLY, SPECIAL
3	EACH	PEDESTRIAN PUSH-BUTTON, NON-LATCHING

STATE OF ILLINOIS
DEPARTMENT OF TRANSPORTATION

SCHEDULE OF QUANTITIES, CABLE PLAN, PHASE DESIGNATION DIAGRAM, AND
EMERGENCY VEHICLE PREEMPTION SEQUENCE
IL 64 (NORTH AVENUE) AT SOUTH HILLSIDE AVENUE (WALMART ENTRANCE)

F.A.P. RTE.	SECTION	COUNTY	TOTAL SHEETS	SHEET NO.
	2014-03215	COOK	68	67
CONTRACT NO. 60Y18				
ILLINOIS FED. AID PROJECT				

FILE NAME =	USER NAME = .USER.	DESIGNED -	M.A./V.O.	REVISED -
J:\13155\Work Order 2\DOGN\CADD Sheets\060Y18-shr-ts-51.21850.dgn		DRAWN -	Y.J./E.C.	REVISED -
		CHECKED -	I.Y.	REVISED -
		DATE -	5/16/2014	REVISED -

SCALE: NTS SHEET NO. 1 OF 1 SHEETS STA. N/A TO STA. N/A