US-03

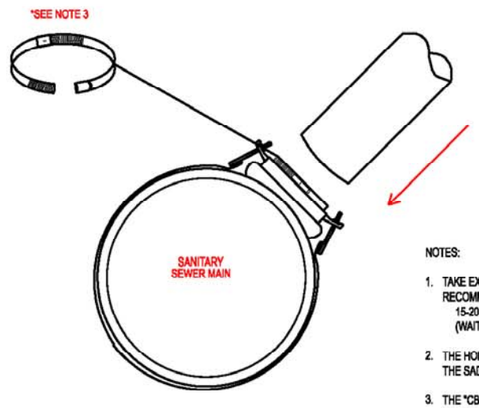

STYLE "CB" SEWER SADDLE

NOTES:

1. TAKE EXTRA CARE TO FOLLOW PROPER TIGHTENING PROCEDURES AND TORQUE RECOMMENDATIONS:
   15-20 FT./LB FOR 6" - 12" MAINS AND 20-30 FT./LB FOR 14" -48" MAINS (WAIT 10 MINUTES AND RETORQUE).
2. THE HOLE CUT IN THE MAIN SHOULD BE NO LARGER THAN THE INSIDE DIAMETER OF THE SADDLE GASKET.
3. THE "CB" "UN" SADDLES ARE PROVIDED WITH A BAND CLAMP (HOSE CLAMP) WHICH ALLOWS IT TO HAVE A RANGE. THE BAND CLAMP COMES WITH TWO ADJUSTING SCREWS WHICH PROVIDE MUCH GREATER CLAMPING FORCE THAN BAND CLAMPS WITH ONLY ONE ADJUSTMENT SCREW. THE BAND CLAMP NEEDS TO BE ASSEMBLED AROUND THE OUTLET AND BOTH ADJUSTING SCREWS TIGHTENED EVENLY.
4. ALL METAL HARDWARE MATERIAL SHALL BE STAINLESS STEEL.

Approved: City Engineer	Drawing Name	Drawing Number	
Victor C. Ramirez, P.E. Director of Engineering and Building	SANITARY SEWER SADDLE CONNECTION	US-03 Date: 4/15/2007 Drawn EM Checked TH	CRYSTAL LAKE ILLINOIS Engineering Division

L:\ENGINEERING AND BUILDING\ENGINEERING\DETAILS AND STANDARDS\

US-04

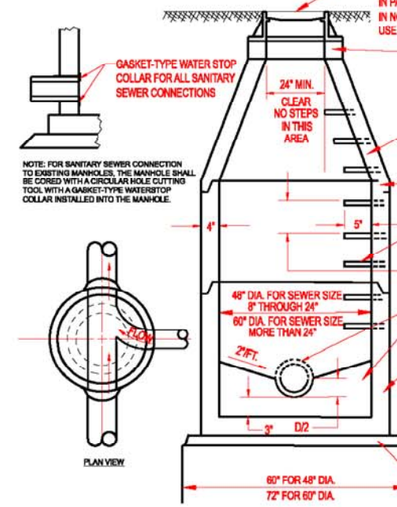

NOTES:
MONITORING MANHOLES: MUST BE LOCATED ON USER'S PREMISES UNLESS OTHERWISE DIRECTED BY THE CITY.

USE DROP CONNECTIONS FOR ANY SANITARY SEWER PIPE ENTERING TWO (2) FEET OR MORE ABOVE THE LOWEST PIPE INVERT. SEE STANDARD INSIDE DROP MANHOLE DETAIL US-05.

ALL MANHOLES MUST BE DAMP PROOF PER IDOT SPECIFICATIONS 1060 "WATER PROOFING MATERIALS"

SERVICE LINE INVERT ELEVATION SHALL BE AT SPRING LINE OR CROWN OF MAIN LINE SEWER.

CHIMNEY SEAL REQUIRED - SEE DETAIL US-08.

Approved: City Engineer	Drawing Name	Drawing Number	
Victor C. Ramirez, P.E. Director of Engineering and Building	STANDARD SANITARY AND MONITORING MANHOLE	US-04 Date: 11/2/2007 Drawn EM Checked TH	CRYSTAL LAKE ILLINOIS Engineering Division

L:\ENGINEERING AND BUILDING\ENGINEERING\DETAILS AND STANDARDS\

US-07

CITY OF CRYSTAL LAKE ENGINEERING DIVISION
SANITARY SEWER AIR AND MANDREL TEST REPORT

PROJECT: _____ DATE: _____

MANHOLE TO MANHOLE	MAINS	SERVICES	TIME	INITIAL PRESSURE	FINAL PRESSURE	AIR TEST P/F	MANDREL TEST P/F

COMMENTS: _____

WITNESS: _____

CONTRACTOR: _____

CITY REPRESENTATIVE: _____

Approved: City Engineer	Drawing Name	Drawing Number	
Victor C. Ramirez, P.E. Director of Engineering and Building	SANITARY SEWER TEST REPORT	US-07 Date: 4/15/2007 Drawn EM Checked LZ	CRYSTAL LAKE ILLINOIS Engineering Division

L:\ENGINEERING AND BUILDING\ENGINEERING\DETAILS AND STANDARDS\

US-08

INTERNAL / EXTERNAL CHIMNEY SEAL
I/E.A. SEAL

ALL SANITARY MANHOLES SHALL BE INSTALLED WITH AN INTERNAL / EXTERNAL CHIMNEY SEAL WITH A RUBBER SLEEVE TO SEAL THE OUTSIDE OF THE CHIMNEY FROM THE TOP OF THE CORBEL TO THE MANHOLE FRAME. THE SEAL SHALL BE INSTALLED PER THE INSTALLATION INSTRUCTIONS AND AS DIRECTED BY THE ENGINEER.

CHIMNEY SEAL TO BE ADAPTER INC. BRAND OR APPROVED EQUAL. THEY SHALL BE INSTALLED DURING CONSTRUCTION AND SET TO FINAL GRADE. ANY STRUCTURE THAT IS IN THE ROADWAY MUST BE RAMPED UNTIL FINAL SURFACE IS PLACED.

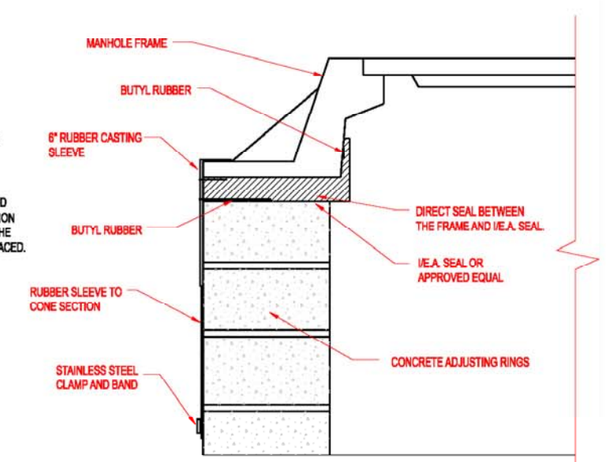

THE INTERNAL/EXTERNAL ADAPTER SEAL IS MANUFACTURED TO FIT ALL MANHOLE FRAMES TO ANY DIMENSIONS OF HEIGHT AND INSIDE OR OUTSIDE DIAMETERS

Approved: City Engineer	Drawing Name	Drawing Number	
Victor C. Ramirez, P.E. Director of Engineering and Building	INTERNAL / EXTERNAL CHIMNEY SEAL	US-08 Date: 4/15/2007 Drawn EM Checked TH	CRYSTAL LAKE ILLINOIS Engineering Division

L:\ENGINEERING AND BUILDING\ENGINEERING\DETAILS AND STANDARDS\

FILE NAME = S:\1606\CADD Sheets\D162517-sht-sanitary.dgn	USER NAME = _USERNAME_	DESIGNED - JWM	REVISED -
	PLOT SCALE = 100.0000 ' / IN.	DRAWN - JWM	REVISED -
	PLOT DATE = 10/9/2013	CHECKED - MGZ	REVISED -
		DATE - 10/15/2013	REVISED -

STATE OF ILLINOIS
DEPARTMENT OF TRANSPORTATION

SANITARY SEWER CONSTRUCTION DETAILS

SCALE: NONE | SHEET NO. 161 OF 431 SHEETS | STA. TO STA.

F.A. RTE.	SECTION	COUNTY	TOTAL SHEETS	SHEET NO.
305	27R-3	MCHENRY	431	161

CONTRACT NO. 62517

ILLINOIS FED. AID PROJECT