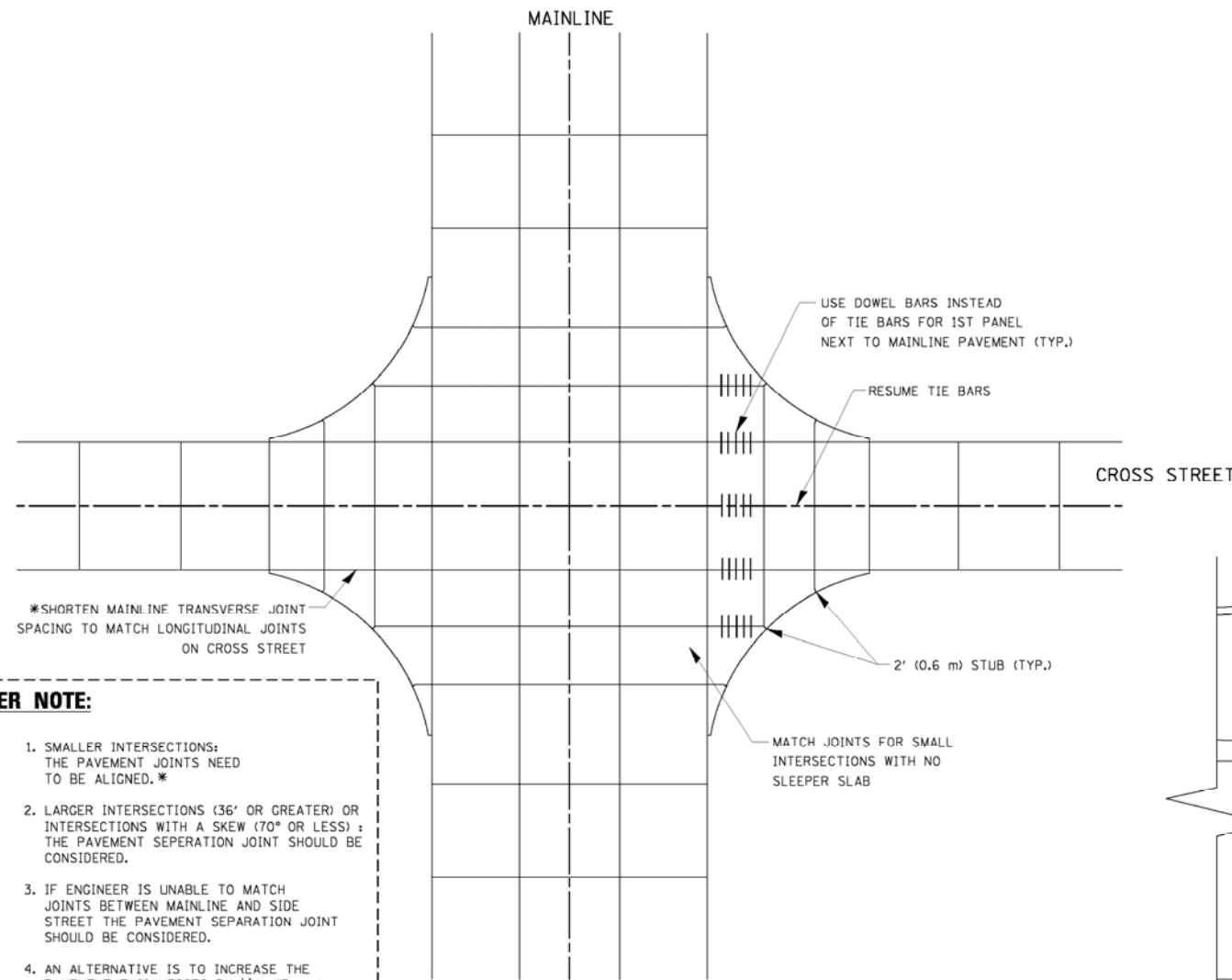


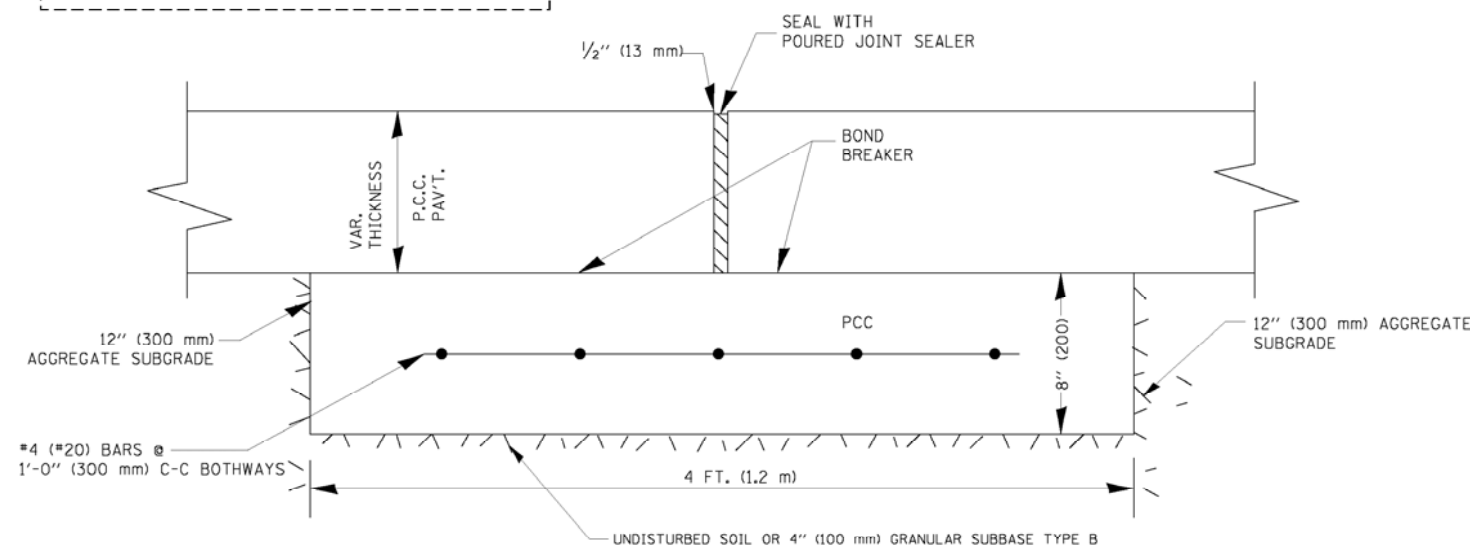
**THE USE OF  
CROSS STREET PAVEMENT SEPARATION JOINTS  
FOR SKEWED OR LARGE INTERSECTIONS  
WHERE JOINTS MAY NOT MATCH**



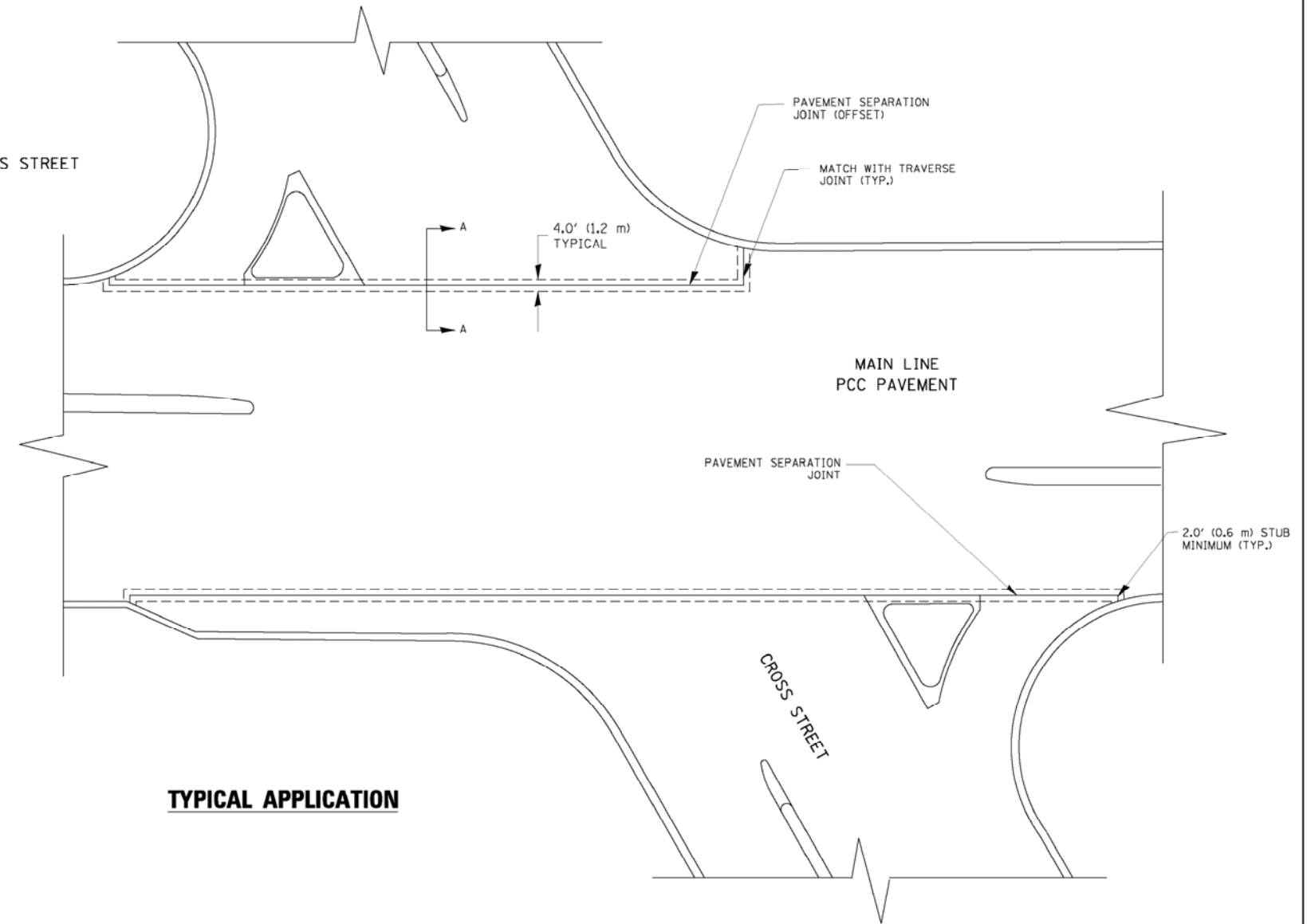
**DESIGNER NOTE:**

1. SMALLER INTERSECTIONS: THE PAVEMENT JOINTS NEED TO BE ALIGNED.\*
2. LARGER INTERSECTIONS (36' OR GREATER) OR INTERSECTIONS WITH A SKEW (70° OR LESS): THE PAVEMENT SEPERATION JOINT SHOULD BE CONSIDERED.
3. IF ENGINEER IS UNABLE TO MATCH JOINTS BETWEEN MAINLINE AND SIDE STREET THE PAVEMENT SEPERATION JOINT SHOULD BE CONSIDERED.
4. AN ALTERNATIVE IS TO INCREASE THE PAVEMENT THICKNESSES BY 1/2" (13 mm) FOR THE LENGTH OF THE AFFECTED PANELS AT THE INTERSECTION.
5. FOR LARGE INTERSECTIONS (6 LANES OR MORE) WHERE JOINTS CAN BE MATCHED, USE #8 (25) DOWEL BARS INSTEAD OF #8 (25) TIE BARS AT EDGE OF MAINLINE PAVEMENT WHEN NO PAVEMENT SEPERATION JOINTS USED.

**PLAN**



**PROPOSED SECTION A-A**



**TYPICAL APPLICATION**

**NOTE:**

1. JOINT FILLER SHALL CONSIST OF A SHEET OF 1/2" (13 mm) BITUMINOUS PREFORMED FIBER JOINT FILLER CONFORMING TO ARTICLE 1051.03 OF THE STANDARD SPECIFICATIONS.
2. THE JOINT SHALL BE SEALED WITH A HOT POUR JOINT SEALER CONFORMING TO ARTICLE 1050.02 OF THE STANDARD SPECIFICATIONS.
3. A SINGLE LAYER OF FELT ROOFING PAPER SHALL SERVE AS A BOND BREAKER.
4. JOINT SHALL CONTINUE THROUGH COMBINATION CURB & GUTTER OR PCC SHOULDER.
5. PAVEMENT SEPERATION JOINT IS TO BE PAID FOR AS "SLEEPER SLAB" AND IS TO BE MEASURED IN PLACE BY THE LINEAL FOOT.
6. BOND BREAKER AND 1/2" (13 mm) JOINT AND FILLER SHALL BE INCIDENTAL TO THE PAY ITEM "SLEEPER SLAB".

|                         |                             |                       |                        |               |   |   |                             |         |                    |                           |        |                 |              |
|-------------------------|-----------------------------|-----------------------|------------------------|---------------|---|---|-----------------------------|---------|--------------------|---------------------------|--------|-----------------|--------------|
| FILE NAME =<br>bd52.dgn | USER NAME =<br>gaglano01    | DESIGNED -<br>DRAWN - | REVISED -<br>REVISED - | CADD 06-18-10 | <b>STATE OF ILLINOIS<br/>DEPARTMENT OF TRANSPORTATION</b> | <b>DETAIL OF PAVEMENT SEPARATION<br/>JOINT FOR JOINTED PCC PAVEMENTS AT INTERSECTIONS</b> |                             |         | F.A.P.<br>RTE.     | SECTION                   | COUNTY | TOTAL<br>SHEETS | SHEET<br>NO. |
|                         | PLOT SCALE = 50.0000' / IN. | CHECKED -             | REVISED -              |               |   | 305   | 27R-3                       | MCHENRY | 431                | 258                       |        |                 |              |
|                         | PLOT DATE = 6/18/2010       | DATE -                | REVISED -              |               |   | <b>BD52</b>   |                             |         | CONTRACT NO. 62517 |                           |        |                 |              |
|                         |                             |                       |                        |               |   | SCALE: NONE   | SHEET NO. 258 OF 431 SHEETS | STA.    | TO STA.            | ILLINOIS FED. AID PROJECT |        |                 |              |