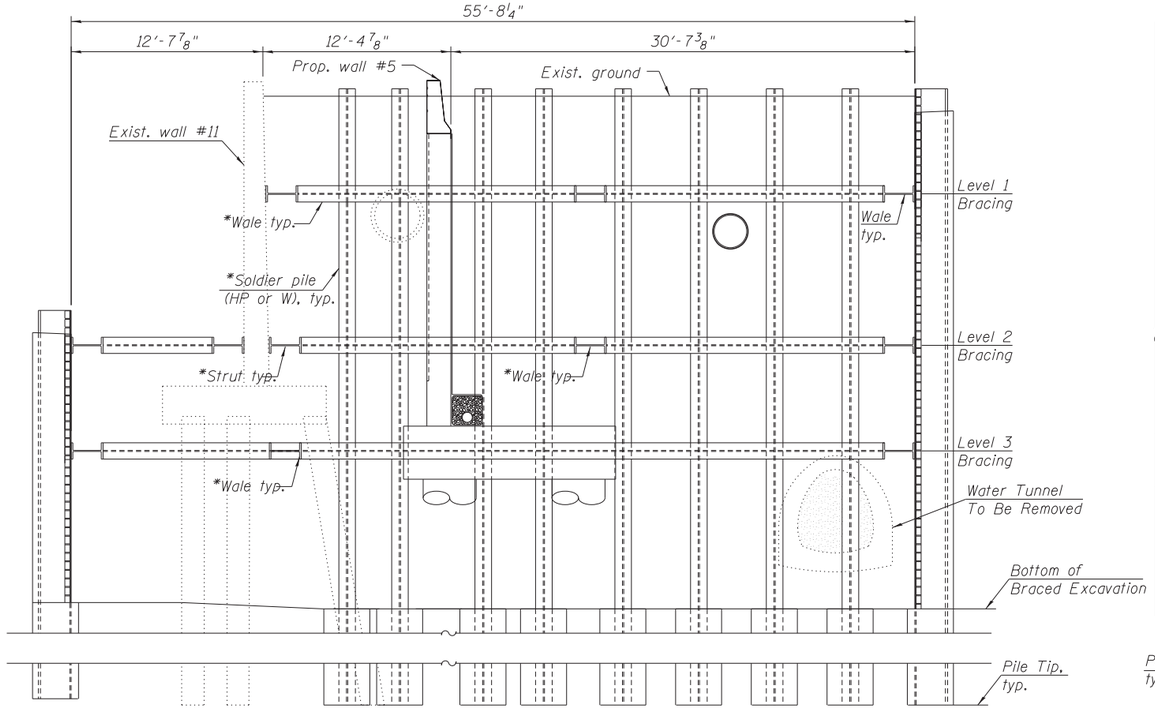

SECTION F-F

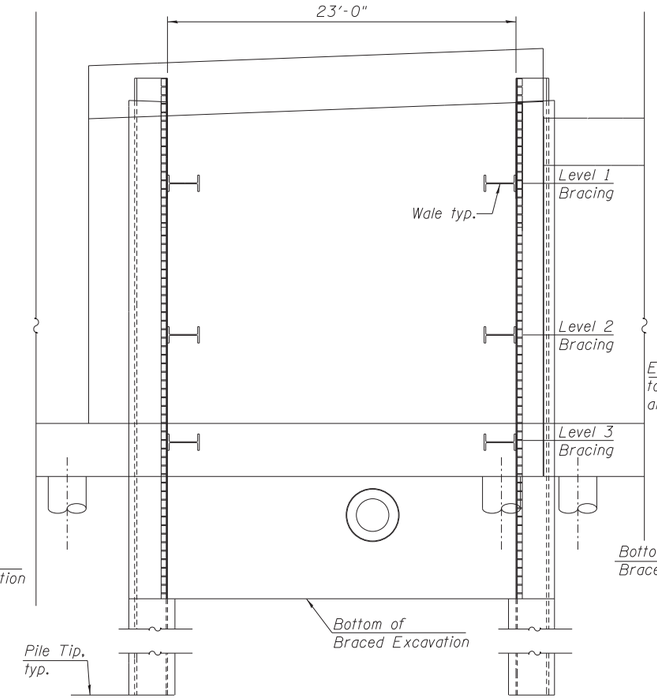

SECTION G-G

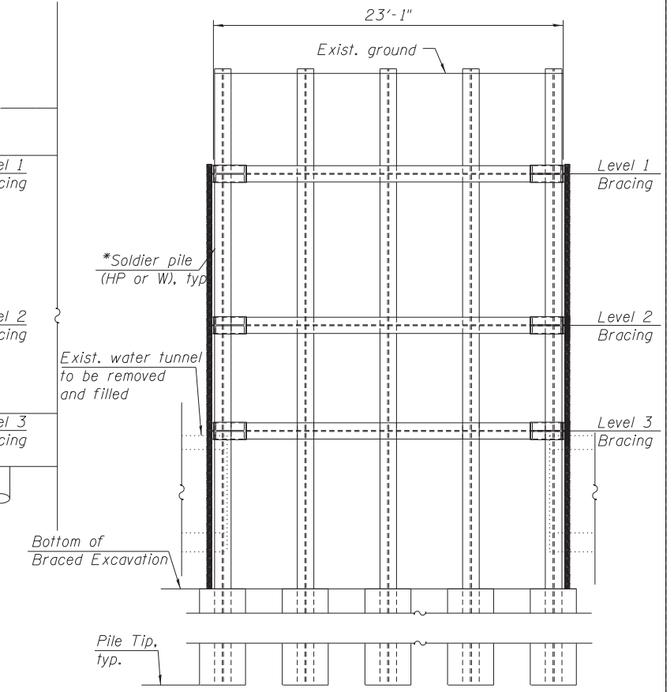

SECTION H-H

NOTES:

1. All exist. piles interfering with need construction to be removed.

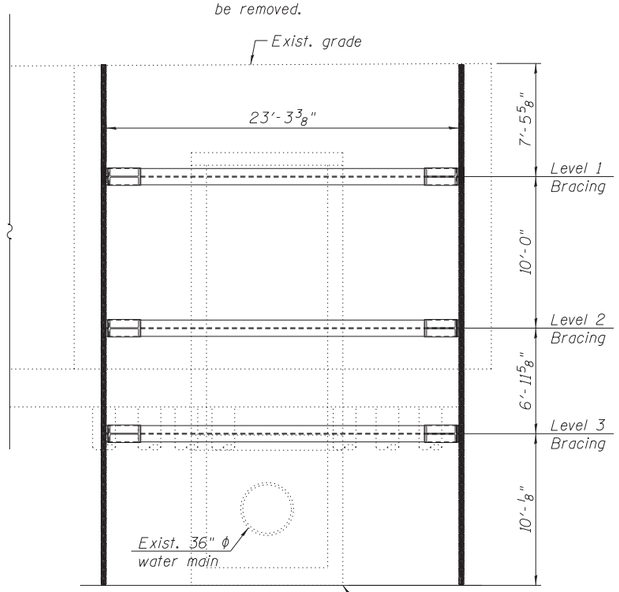

SECTION I-I

*See General Note 1 on Sheet S4-02.

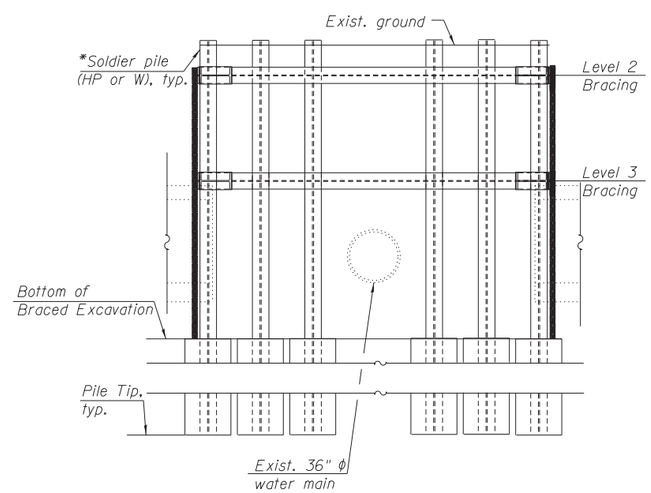

SECTION J-J

FILE PATH = C:\Users\will.mardauss\Desktop\Riser Shaft\D160W25-Sht-RS07-BracedExSecDet2.dgn

HBM ENGINEERING GROUP, LLC. CONSULTING & DESIGN INSPECTION & RATING RESEARCH & TESTING	4415 WEST HARRISON ST. SUITE 231 HILLSIDE, IL 60162 PHONE: (708) 236-0900 FAX: (708) 236-0901	D160W25-Sht-RS07-BracedExSecDet2.dgn	DESIGNED - MI, WM	REVISED -	STATE OF ILLINOIS DEPARTMENT OF TRANSPORTATION
		USER NAME = will.mardauss	DRAWN - WM	REVISED -	
		PLOT SCALE = 5:0.0000 ':" / in.	CHECKED - MAI, MI, JJS	REVISED -	
		PLOT DATE = 6/14/2013	DATE - 6/17/2013	REVISED -	

SUGGESTED BRACED EXCAV. SECTIONS AND DETAILS (SHEET 2 OF 2)
RISER SHAFT AND BRACED EXCAVATION

SCALE: | SHEET S4-07 OF 8 SHEETS | STA. TO STA.

F.A.I. RTE.	SECTION	COUNTY	TOTAL SHEETS	SHEET NO.
90/94/290	2013-007R	COOK	317	231
		CONTRACT NO. 60W25		
		ILLINOIS FED. AID PROJECT		