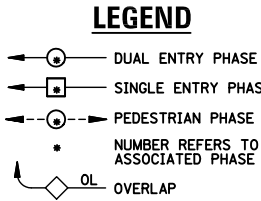
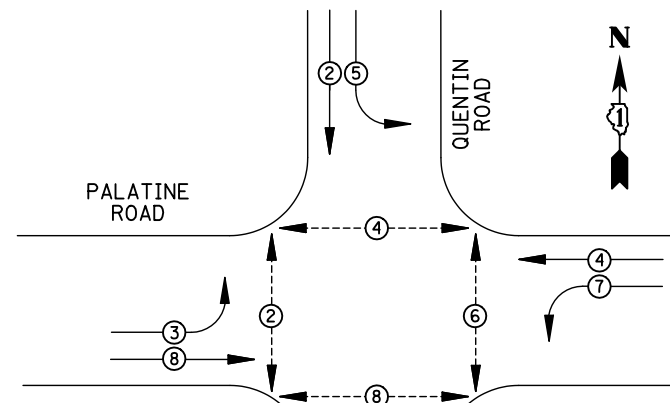
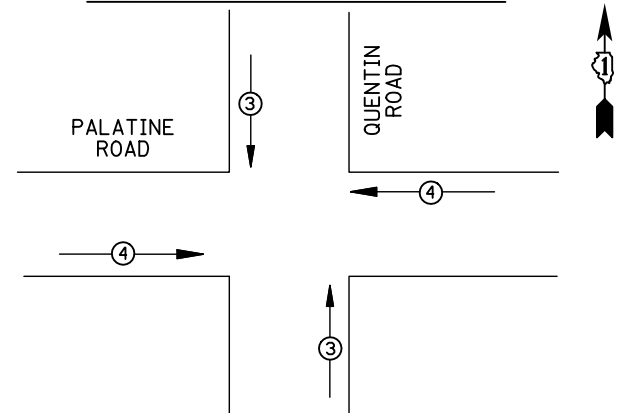


EXISTING CONTROLLER SEQUENCE



EXISTING PHASE DESIGNATION DIAGRAM



EXISTING EMERGENCY VEHICLE PREEMPTION SEQUENCE

EMERGENCY VEHICLE PREEMPTORS		
EMERGENCY VEHICLE PREEMPTOR	3	4
MOVEMENT	↑	←

REMOVAL OF EXISTING TRAFFIC SIGNAL EQUIPMENT

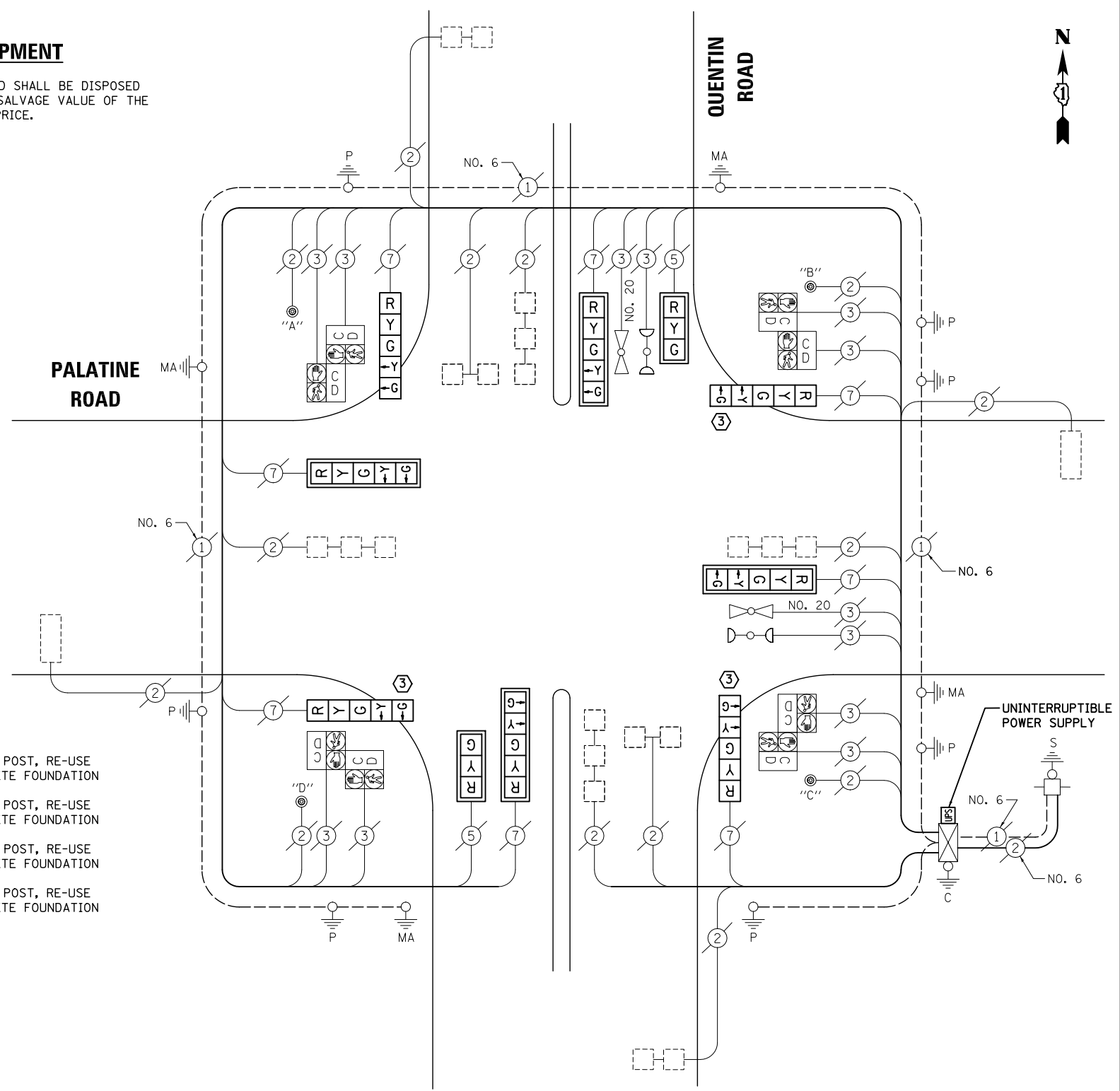
THE FOLLOWING ITEMS SHALL BE REMOVED BY THE CONTRACTOR AND SHALL BE DISPOSED OF BY THEM OUTSIDE THE RIGHT-OF-WAY AT THEIR EXPENSE. THE SALVAGE VALUE OF THE REMOVED EQUIPMENT SHALL BE REFLECTED IN THE CONTRACT BID PRICE.

- 3 EACH TRAFFIC SIGNAL POST
- 2 EACH SIGNAL HEAD, 3-SECTION
- 8 EACH SIGNAL HEAD, 5-SECTION
- 6 EACH TRAFFIC SIGNAL BACKPLATE

- ① REPLACE 14 FT. PAINTED POST, RE-USE EXISTING TYPE A CONCRETE FOUNDATION
- ② REPLACE 15 FT. PAINTED POST, RE-USE EXISTING TYPE A CONCRETE FOUNDATION
- ③ REPLACE 16 FT. PAINTED POST, RE-USE EXISTING TYPE A CONCRETE FOUNDATION
- ④ REPLACE 18 FT. PAINTED POST, RE-USE EXISTING TYPE A CONCRETE FOUNDATION

SCHEDULE OF QUANTITIES

ITEM	UNIT	QUANTITY
MAINTENANCE OF EXISTING TRAFFIC SIGNAL INSTALLATION	EACH	1
TRAFFIC SIGNAL POST, GALVANIZED STEEL, 16 FT.	EACH	3
SIGNAL HEAD, LED, 1-FACE, 3-SECTION, MAST-ARM MOUNTED	EACH	2
SIGNAL HEAD, LED, 1-FACE, 5-SECTION, BRACKET MOUNTED	EACH	4
SIGNAL HEAD, LED, 1-FACE, 5-SECTION, MAST-ARM MOUNTED	EACH	4
TRAFFIC SIGNAL BACKPLATE, LOUVERED, ALUMINUM	EACH	6
MODIFY EXISTING CONTROLLER CABINET	EACH	1
REMOVE EXISTING TRAFFIC SIGNAL EQUIPMENT	EACH	1
UNINTERRUPTABLE POWER SUPPLY, SPECIAL	EACH	1



CABLE PLAN

NOTE:

- PUSH-BUTTON "A" SHALL PLACE A CALL IN PHASES 2 AND 4.
- PUSH-BUTTON "B" SHALL PLACE A CALL IN PHASES 4 AND 6.
- PUSH-BUTTON "C" SHALL PLACE A CALL IN PHASES 6 AND 8.
- PUSH-BUTTON "D" SHALL PLACE A CALL IN PHASES 2 AND 8.

NOTE:
THE TRAFFIC SIGNAL CONTROL EQUIPMENT FOR THIS PROJECT SHALL BE "EAGLE" TO MATCH THE EXISTING ADJACENT SYSTEM.

I.D.O.T TRAFFIC SIGNAL INSTALLATION ELECTRICAL SERVICE REQUIREMENTS

TYPE	NO. LAMPS	WATTAGE INCAND.	LED	%OPERATION	TOTAL WATTAGE
SIGNAL (RED)	10	135	17	0.50	85
(YELLOW)	10	135	25	0.25	62.5
(GREEN)	10	135	15	0.25	37.5
ARROW	16	135	12	0.10	19.2
PED. SIGNAL	8	90	25	1.00	200
CONTROLLER	1	100	100	1.00	100
ILLUM. SIGN		84		0.05	
FLASHER		135	25	0.50	

ENERGY COSTS TO: TOTAL = 504.2

ILLINOIS DEPARTMENT OF TRANSPORTATION
201 WEST CENTER COURT
SCHAUMBURG, IL 60196-1096

ENERGY SUPPLY CONTACT: X
PHONE: X
COMPANY: X

FILE NAME = \MICROST\352106\ 26-5610.DGN	USER NAME = JGC	DESIGNED - BPT	REVISED -
		DRAWN - JGC/RDS	REVISED -
		CHECKED - BPT	REVISED -
		DATE - 04-26-13	REVISED -

STATE OF ILLINOIS DEPARTMENT OF TRANSPORTATION

SCHEDULE OF QUANTITIES, CABLE PLAN, PHASE DESIGNATION DIAGRAM AND EMERGENCY VEHICLE PREEMPTION PALATINE ROAD AT QUENTIN ROAD

SCALE: N.T.S. SHEET NO. OF SHEETS STA. TO STA.

PREPARED BY:
CEMCON, Ltd.
Consulting Engineers, Land Surveyors & Planners
2280 White Oak Circle, Suite 100
Aurora, Illinois 60504-9675
Ph: 630.862.2100 Fax: 630.862.2199
E-Mail: cadd@cemcon.com Website: www.cemcon.com

F.A.P. RTE.	SECTION	COUNTY	TOTAL SHEETS	SHEET NO.
VAR.	2013-006TS	COOK	62	35

CONTRACT NO. 60W37

FED. ROAD DIST. NO. ILLINOIS FED. AID PROJECT

TS# 5610
PALATINE