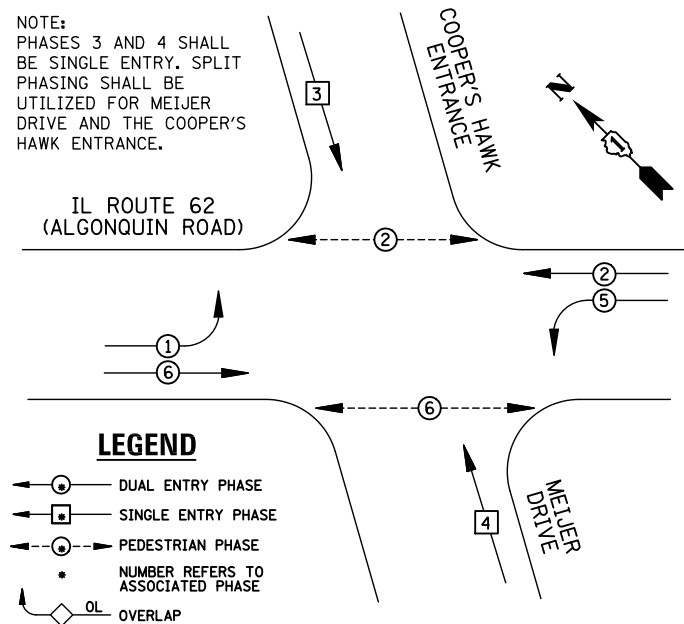


**EXISTING CONTROLLER SEQUENCE**

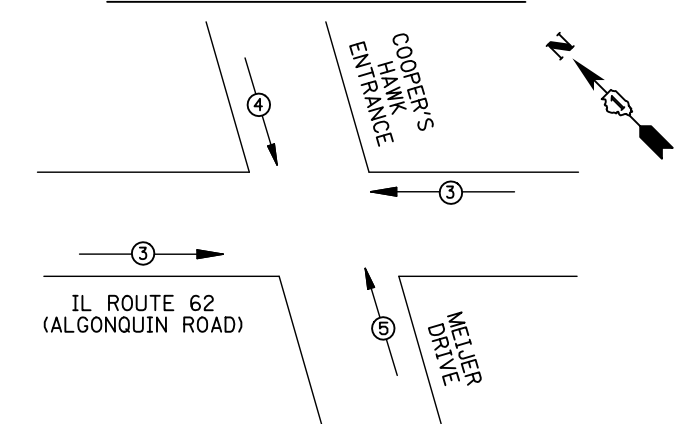
NOTE:  
PHASES 3 AND 4 SHALL  
BE SINGLE ENTRY. SPLIT  
PHASING SHALL BE  
UTILIZED FOR MEIJER  
DRIVE AND THE COOPER'S  
HAWK ENTRANCE.



**LEGEND**

- → DUAL ENTRY PHASE
- → SINGLE ENTRY PHASE
- → PEDESTRIAN PHASE
- NUMBER REFERS TO ASSOCIATED PHASE
- ◇ OL OVERLAP

**EXISTING PHASE DESIGNATION DIAGRAM**



EMERGENCY VEHICLE PREEMPTORS			
EMERGENCY VEHICLE PREEMPTOR	3	4	5
MOVEMENT	←	↓	↑

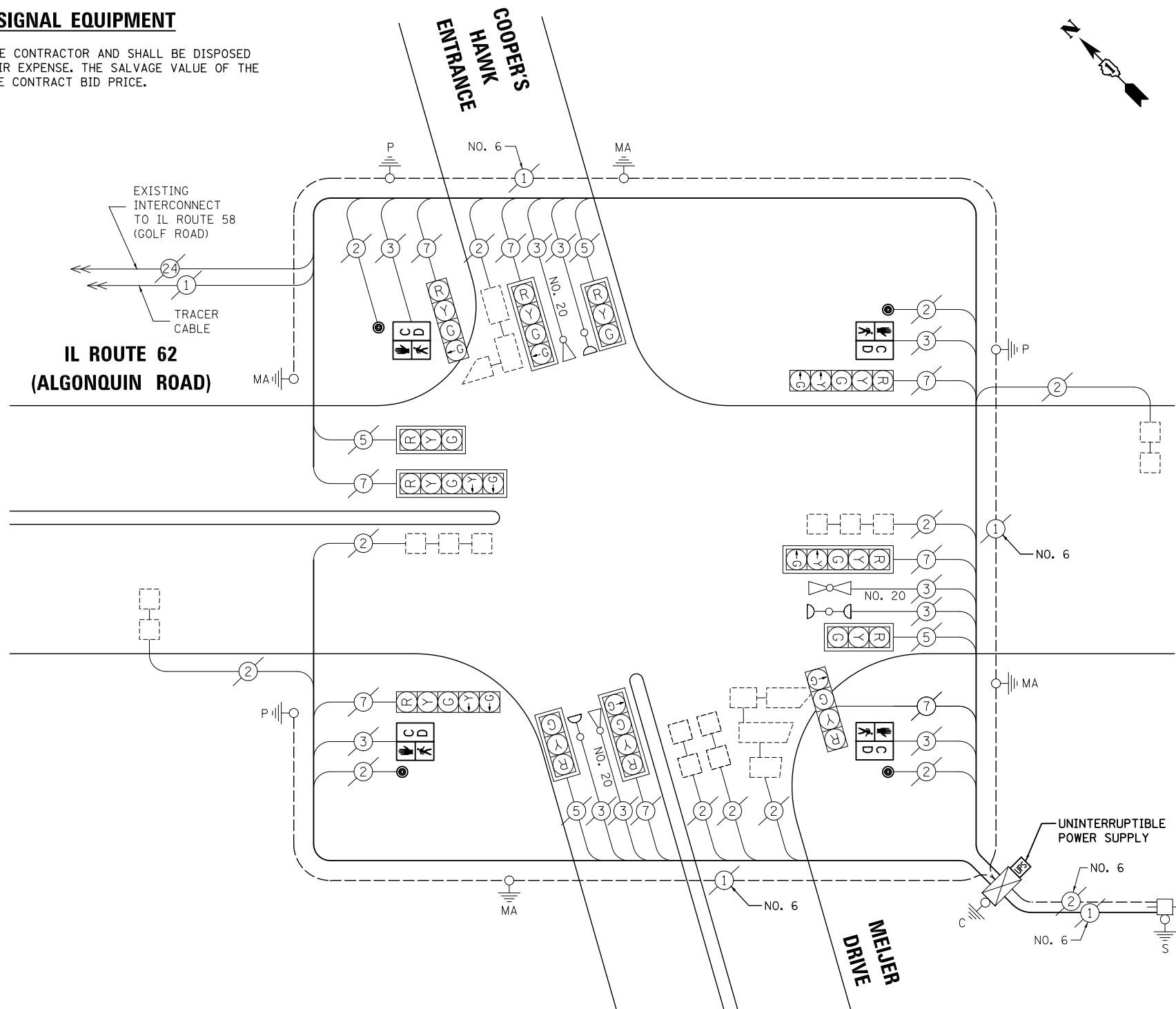
**EXISTING EMERGENCY VEHICLE PREEMPTION SEQUENCE**

I.D.O.T TRAFFIC SIGNAL INSTALLATION ELECTRICAL SERVICE REQUIREMENTS					
TYPE	NO. LAMPS	WATTAGE		%OPERATION	TOTAL WATTAGE
		INCAND.	LED		
SIGNAL (RED)	12	135	17	0.50	102
(YELLOW)	12	135	25	0.25	75
(GREEN)	16	135	15	0.25	60
ARROW	8	135	12	0.10	9.6
PED. SIGNAL	4	90	25	1.00	100
CONTROLLER	1	100	100	1.00	100
ILLUM. SIGN		84		0.05	
FLASHER		135	25	0.50	
ENERGY COSTS TO: ILLINOIS DEPARTMENT OF TRANSPORTATION 201 WEST CENTER COURT SCHAUMBURG, IL 60196-1096					TOTAL = 446.6
ENERGY SUPPLY	CONTACT: X				
	PHONE: X				
	COMPANY: X				
FILE NAME = MICROST\352106\ 70-2967.DGN	USER NAME = JGC	DESIGNED - BPT	REVISED -		
		DRAWN - JGC/RDS	REVISED -		
	PLOT SCALE = NOT TO SCALE	CHECKED - BPT	REVISED -		
	PLOT DATE = X	DATE - 04-26-13	REVISED -		

**REMOVAL OF EXISTING TRAFFIC SIGNAL EQUIPMENT**

THE FOLLOWING ITEMS SHALL BE REMOVED BY THE CONTRACTOR AND SHALL BE DISPOSED OF BY THEM OUTSIDE THE RIGHT-OF-WAY AT THEIR EXPENSE. THE SALVAGE VALUE OF THE REMOVED EQUIPMENT SHALL BE REFLECTED IN THE CONTRACT BID PRICE.

- 4 EACH PEDESTRIAN SIGNAL HEAD
- 4 EACH PEDESTRIAN PUSH-BUTTON



**CABLE PLAN**

NOTE:  
THE TRAFFIC SIGNAL CONTROL  
EQUIPMENT FOR THIS PROJECT  
SHALL BE "EAGLE" TO MATCH  
THE EXISTING ADJACENT SYSTEM.

**SCHEDULE OF QUANTITIES**

ITEM	UNIT	QUANTITY
MAINTENANCE OF EXISTING TRAFFIC SIGNAL INSTALLATION	EACH	1
PEDESTRIAN SIGNAL HEAD, LED, 1-FACE, BRACKET MOUNTED WITH COUNTDOWN TIMER	EACH	4
PEDESTRIAN PUSH-BUTTON	EACH	4
MODIFY EXISTING CONTROLLER CABINET	EACH	1
REMOVE EXISTING TRAFFIC SIGNAL EQUIPMENT	EACH	1
UNINTERRUPTABLE POWER SUPPLY, SPECIAL	EACH	1

STATE OF ILLINOIS  
DEPARTMENT OF TRANSPORTATION

SCHEDULE OF QUANTITIES, CABLE PLAN,  
PHASE DESIGNATION DIAGRAM AND EMERGENCY VEHICLE PREEMPTION  
IL ROUTE 62 (ALGONQUIN ROAD) AT MEIJER DRIVE

SCALE: N.T.S. SHEET NO. OF SHEETS STA. TO STA.

TS# 2967  
ROLLING MEADOWS

PREPARED BY:  
**CEMCON, Ltd.**  
Consulting Engineers, Land Surveyors & Planners  
2280 White Oak Circle, Suite 100  
Aurora, Illinois 60504-9675  
Ph: 630.862.2100 Fax: 630.862.2199  
E-Mail: cadd@cemcon.com Website: www.cemcon.com

F.A.P. RTE.	SECTION	COUNTY	TOTAL SHEETS	SHEET NO.
VAR.	2013-006TS	COOK	62	60

CONTRACT NO. 60W37

FED. ROAD DIST. NO. ILLINOIS FED. AID PROJECT