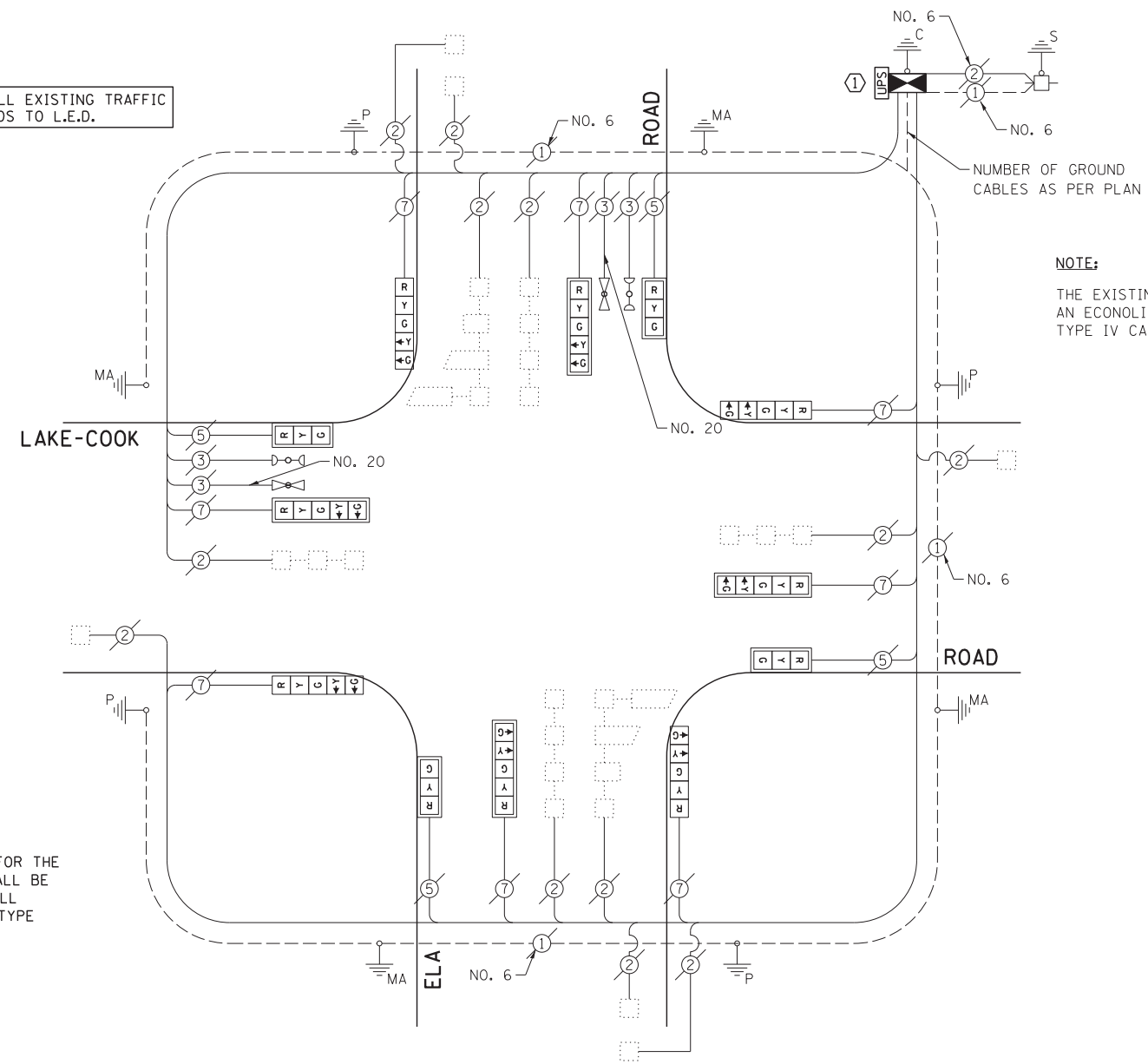


SCHEDULE OF QUANTITIES
LAKE-COOK ROAD AT ELA ROAD

NO.	QUANT.	UNIT	DESCRIPTION
1.	1	EACH	MAINTENANCE OF EXISTING TRAFFIC SIGNAL INSTALLATION
2.	1	EACH	FULL-ACTUATED CONTROLLER AND TYPE IV CABINET
3.	10	EACH	INDUCTIVE LOOP DETECTOR
4.	1	EACH	REMOVE EXISTING TRAFFIC SIGNAL EQUIPMENT
5.	1	EACH	UNINTERRUPTABLE POWER SUPPLY, SPECIAL
6.	4	EACH	SIGNAL HEAD, LED, 1-FACE, 3-SECTION, MAST ARM MOUNTED, RETROFIT
7.	4	EACH	SIGNAL HEAD, LED, 1-FACE, 5-SECTION, MAST ARM MOUNTED, RETROFIT
8.	4	EACH	SIGNAL HEAD, LED, 1-FACE, 5-SECTION, BRACKET MOUNTED, RETROFIT

RETROFIT ALL EXISTING TRAFFIC SIGNAL HEADS TO L.E.D.



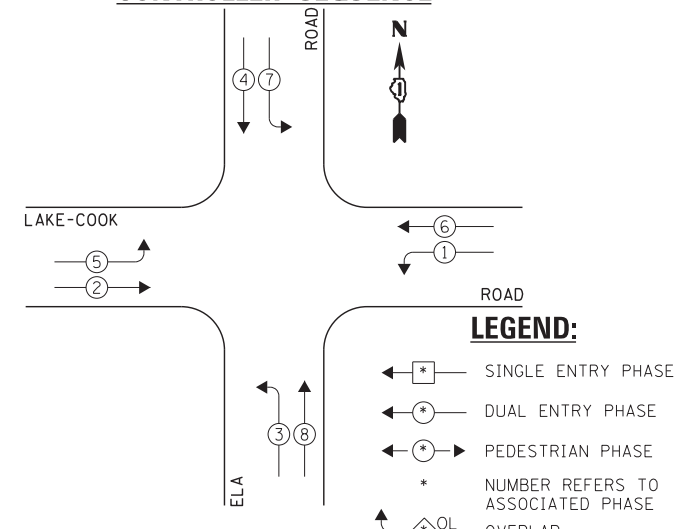
NOTE:
THE EXISTING CONTROLLER IS AN ECONOLITE ASC-8000 IN A TYPE IV CABINET.

CONSTRUCTION NOTE:
① RELOCATION OF THE EXISTING PHASING UNIT FOR THE EMERGENCY VEHICLE PRE-EMPTION SYSTEM SHALL BE INCLUDED IN THE COST OF THE PAY ITEM "FULL ACTUATED CONTROLLER AND CABINET OF THE TYPE SPECIFIED".

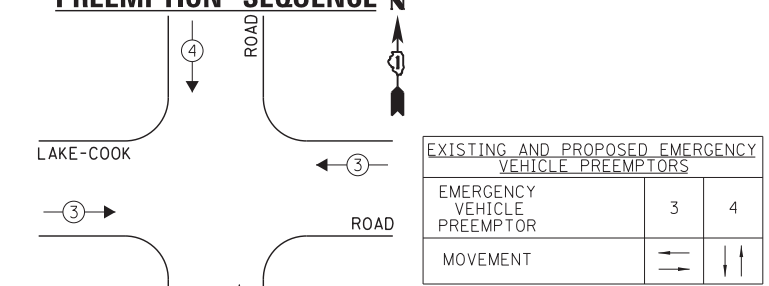
THE FOLLOWING ITEMS SHALL BE REMOVED BY THE CONTRACTOR AND SHALL BE DISPOSED OF BY THEM OUTSIDE THE RIGHT-OF-WAY AT THEIR EXPENSE. THE SALVAGE VALUE OF THE REMOVED EQUIPMENT SHALL BE REFLECTED IN THE CONTRACT BID PRICE.

1 EACH CABINET AND CONTROLLER (COMPLETE)

EXISTING AND PROPOSED CONTROLLER SEQUENCE



EXISTING AND PROPOSED EMERGENCY VEHICLE PREEMPTION SEQUENCE



EXISTING AND PROPOSED PHASE DESIGNATION DIAGRAM

I.D.O.T. TRAFFIC SIGNAL INSTALLATION ELECTRICAL SERVICE REQUIREMENTS					TOTAL WATTAGE
TYPE	NO. LAMPS	INCAND.	L.E.D.	OPERATION	
SIGNAL (RED)	12	135	17	0.50	102.0
SIGNAL (YELLOW)	12	135	25	0.25	75.0
SIGNAL (GREEN)	12	135	15	0.25	45.0
ARROW	16	135	12	0.10	19.2
PED. SIGNAL	-	90	25	1.00	-
CONTROLLER	1	-	100	1.00	100.0
LUMINAIRE	-	-	250	0.50	-
L.E.D. ST. NAME SIGN	-	-	64	0.50	-
VIDEO SYSTEM	-	-	150	1.00	-
BATTERY BACKUP	1	-	25	1.00	25.0
ILLUMINATED SIGN	-	-	25	0.05	-
TOTAL =					366.2

ENERGY COSTS - BILLED TO: IL DEPT. OF TRANSPORTATION
(ADDRESS) 201 W. CENTER COURT
(ADDRESS) SCHAUMBURG, IL 60196-1096
ENERGY SUPPLY - CONTACT: DAVE SCHACHT
PHONE: 630-437-2129
COMPANY: COMED - OAKBROOK TERRACE

THE TRAFFIC SIGNAL CONTROL EQUIPMENT FOR THIS PROJECT SHALL BE "NTCIP" COMPLIANT.

STATE OF ILLINOIS
DEPARTMENT OF TRANSPORTATION

SCHEDULE OF QUANTITIES, CABLE PLAN, PHASE DESIGNATION DIAGRAM, & EMERGENCY VEHICLE PREEMPTION SEQUENCE
LAKE-COOK ROAD AT ELA ROAD

FILE NAME = D160W38-021.dgn	USER NAME = gwhitten	DESIGNED - JRD	REVISED -
Default	PLOT SCALE = 1:20	DRAWN - GW3	REVISED -
	PLOT DATE = 5/7/2013	CHECKED - KLB	REVISED -
		DATE - 05/10/13	REVISED -

SCALE: SHEET OF SHEETS STA. TO STA.

F.A. RTE.	SECTION	COUNTY	TOTAL SHEETS	SHEET NO.
VAR	2013-007 TS	COOK	62	21
			CONTRACT NO. 60W38	
ILLINOIS FED. AID PROJECT				