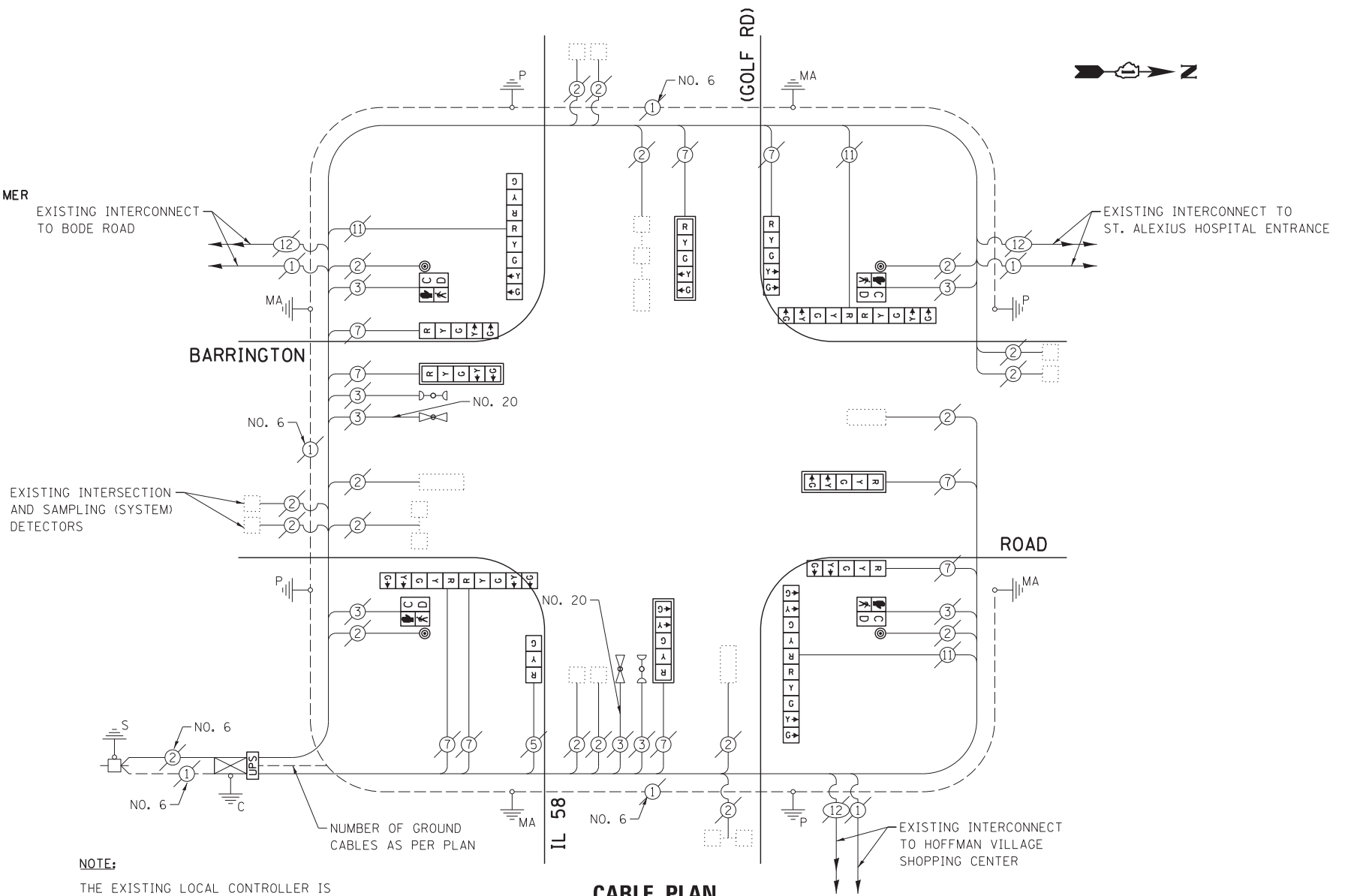


SCHEDULE OF QUANTITIES
IL 58 (GOLF RD) AT BARRINGTON ROAD

NO.	QUANT.	UNIT	DESCRIPTION
1.	1	EACH	MAINTENANCE OF EXISTING TRAFFIC SIGNAL INSTALLATION
2.	1	EACH	SIGNAL HEAD, LED, 1-FACE, 3-SECTION, BRACKET MOUNTED
3.	3	EACH	SIGNAL HEAD, LED, 1-FACE, 5-SECTION, BRACKET MOUNTED
4.	4	EACH	SIGNAL HEAD, LED, 1-FACE, 5-SECTION, MAST-ARM MOUNTED
5.	3	EACH	SIGNAL HEAD, LED, 2-FACE, 5-SECTION, BRACKET MOUNTED
6.	1	EACH	SIGNAL HEAD, LED, 2-FACE, 1-3 SECTION, 1-5 SECTION, BRACKET MOUNTED
7.	4	EACH	PEDESTRIAN SIGNAL HEAD, LED, 1-FACE, BRACKET MOUNTED WITH COUNTDOWN TIMER
8.	4	EACH	TRAFFIC SIGNAL BACKPLATE, LOUVERED, ALUMINUM
9.	4	EACH	PEDESTRIAN PUSH-BUTTON
10.	1	EACH	MODIFY EXISTING CONTROLLER CABINET
11.	1	EACH	REMOVE EXISTING TRAFFIC SIGNAL EQUIPMENT
12.	1	EACH	UNINTERRUPTIBLE POWER SUPPLY, SPECIAL

THE FOLLOWING ITEMS SHALL BE REMOVED BY THE CONTRACTOR AND SHALL BE DISPOSED OF BY THEM OUTSIDE THE RIGHT-OF-WAY AT THEIR EXPENSE. THE SALVAGE VALUE OF THE REMOVED EQUIPMENT SHALL BE REFLECTED IN THE CONTRACT BID PRICE.

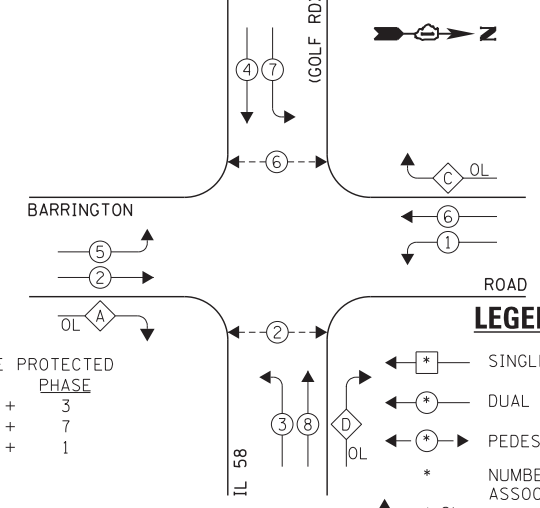
- 1 EACH TRAFFIC SIGNAL HEAD, 1-FACE, 3-SECTION
- 7 EACH TRAFFIC SIGNAL HEAD, 1-FACE, 5-SECTION
- 3 EACH TRAFFIC SIGNAL HEAD, 2-FACE, 5-SECTION
- 1 EACH TRAFFIC SIGNAL HEAD, 2-FACE, 1-3 SECTION, 1-5 SECTION
- 4 EACH TRAFFIC SIGNAL BACKPLATE
- 4 EACH PEDESTRIAN SIGNAL HEAD, 1-FACE
- 4 EACH PEDESTRIAN PUSH-BUTTON



NOTE:
THE EXISTING LOCAL CONTROLLER IS AN ECONOLITE ASC/2-2100 AND THE EXISTING MASTER CONTROLLER IS AN ECONOLITE ASC/2M-1000, BOTH IN A TYPE V CABINET.

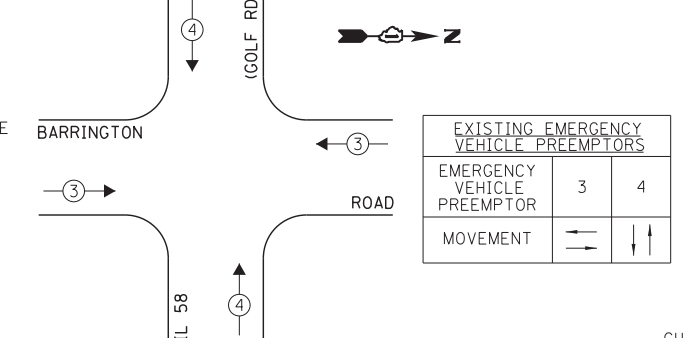
CABLE PLAN

EXISTING CONTROLLER SEQUENCE



EXISTING PHASE DESIGNATION DIAGRAM

EXISTING EMERGENCY VEHICLE PREEMPTION SEQUENCE



I.D.O.T. TRAFFIC SIGNAL INSTALLATION ELECTRICAL SERVICE REQUIREMENTS					TOTAL WATTAGE
TYPE	NO. LAMPS	INCAND.	L.E.D.	OPERATION	
SIGNAL (RED)	16	135	17	0.50	136.0
SIGNAL (YELLOW)	16	135	25	0.25	100.0
SIGNAL (GREEN)	16	135	15	0.25	60.0
ARROW	28	135	12	0.10	33.6
PED. SIGNAL	4	90	25	1.00	100.0
CONTROLLER	1	-	100	1.00	100.0
LUMINAIRE	-	-	250	0.50	-
L.E.D. ST. NAME SIGN	-	-	64	0.50	-
VIDEO SYSTEM	-	-	150	1.00	-
BATTERY BACKUP	1	-	25	1.00	25.0
ILLUMINATED SIGN	-	-	25	0.05	-
TOTAL =					554.6

THE TRAFFIC SIGNAL CONTROL EQUIPMENT FOR THIS PROJECT SHALL BE "ECONOLITE" TO MATCH THE EXISTING ADJACENT SYSTEM.

ENERGY COSTS - BILLED TO: IL DEPT. OF TRANSPORTATION
(ADDRESS) 201 W. CENTER COURT
(ADDRESS) SCHAUMBURG, IL 60196-1096
ENERGY SUPPLY - CONTACT: DAVE SCHACHT
PHONE: 630-437-2129
COMPANY: COMED - OAKBROOK TERRACE

FILE NAME = D160W38-037.dgn	USER NAME = gwhitten	DESIGNED - JRD	REVISED -
Default	PLOT SCALE = 1:20	DRAWN - GW3	REVISED -
	PLOT DATE = 5/9/2013	CHECKED - KLB	REVISED -
		DATE - 05/10/13	REVISED -

STATE OF ILLINOIS
DEPARTMENT OF TRANSPORTATION

SCHEDULE OF QUANTITIES, CABLE PLAN, PHASE DESIGNATION DIAGRAM, & EMERGENCY VEHICLE PREEMPTION SEQUENCE
IL 58 (GOLF RD) AT BARRINGTON ROAD

F.A. RTE.	SECTION	COUNTY	TOTAL SHEETS	SHEET NO.
VAR	2013-007 TS	COOK	62	36
CONTRACT NO. 60W38				
ILLINOIS FED. AID PROJECT				