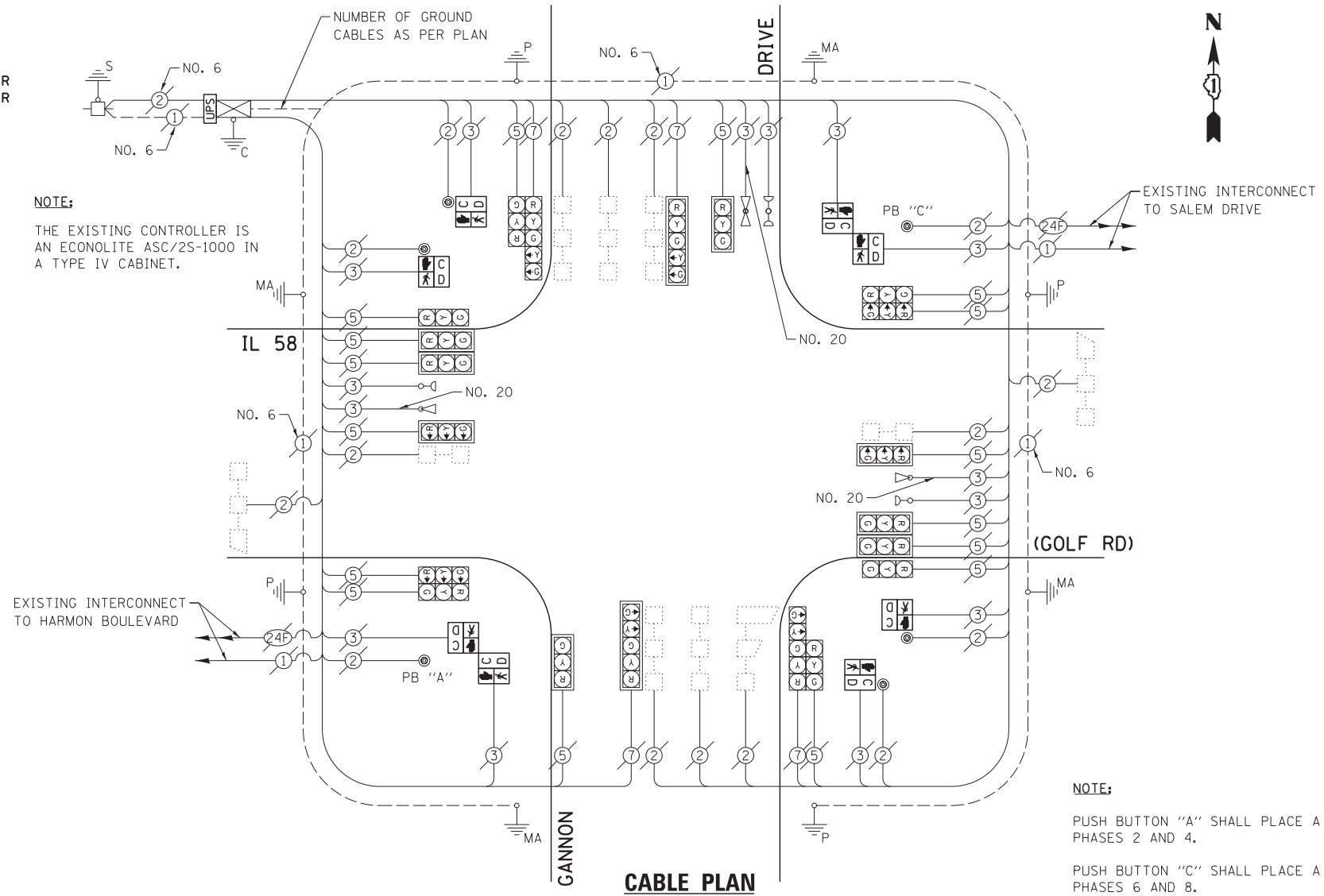


SCHEDULE OF QUANTITIES
IL 58 (GOLF RD) AT GANNON DRIVE

NO.	QUANT.	UNIT	DESCRIPTION
1.	1	EACH	MAINTENANCE OF EXISTING TRAFFIC SIGNAL INSTALLATION
2.	4	EACH	PEDESTRIAN SIGNAL HEAD, LED, 1-FACE, BRACKET MOUNTED WITH COUNTDOWN TIMER
3.	2	EACH	PEDESTRIAN SIGNAL HEAD, LED, 2-FACE, BRACKET MOUNTED WITH COUNTDOWN TIMER
4.	1	EACH	MODIFY EXISTING CONTROLLER CABINET
5.	1	EACH	REMOVE EXISTING TRAFFIC SIGNAL EQUIPMENT
6.	1	EACH	UNINTERRUPTIBLE POWER SUPPLY, SPECIAL
7.	6	EACH	PEDESTRIAN PUSH-BUTTON, NON-LATCHING



NOTE:
THE EXISTING CONTROLLER IS AN ECONOLITE ASC/2S-1000 IN A TYPE IV CABINET.

NOTE:
PUSH BUTTON "A" SHALL PLACE A CALL IN PHASES 2 AND 4.
PUSH BUTTON "C" SHALL PLACE A CALL IN PHASES 6 AND 8.

THE FOLLOWING ITEMS SHALL BE REMOVED BY THE CONTRACTOR AND SHALL BE DISPOSED OF BY THEM OUTSIDE THE RIGHT-OF-WAY AT THEIR EXPENSE. THE SALVAGE VALUE OF THE REMOVED EQUIPMENT SHALL BE REFLECTED IN THE CONTRACT BID PRICE.

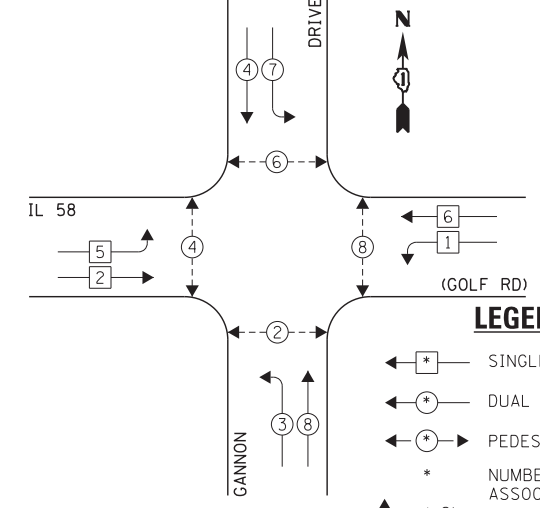
- 4 EACH PEDESTRIAN SIGNAL HEAD, 1-FACE
- 2 EACH PEDESTRIAN SIGNAL HEAD, 2-FACE
- 6 EACH PEDESTRIAN PUSH-BUTTON

I.D.O.T. TRAFFIC SIGNAL INSTALLATION ELECTRICAL SERVICE REQUIREMENTS				TOTAL WATTAGE	
TYPE	NO. LAMPS	WATTAGE	OPERATION		
		INCAND.	L.E.D.		
SIGNAL (RED)	20	135	17	0.50	170.0
SIGNAL (YELLOW)	20	135	25	0.25	125.0
SIGNAL (GREEN)	20	135	15	0.25	75.0
ARROW	8	135	12	0.10	9.6
PED. SIGNAL	8	90	25	1.00	200.0
CONTROLLER	1	-	100	1.00	100.0
LUMINAIRE	-	-	250	0.50	-
L.E.D. ST. NAME SIGN	-	-	64	0.50	-
VIDEO SYSTEM	-	-	150	1.00	-
BATTERY BACKUP	1	-	25	1.00	25.0
ILLUMINATED SIGN	-	-	25	0.05	-
TOTAL =					704.6

ENERGY COSTS - BILLED TO: IL DEPT. OF TRANSPORTATION
(ADDRESS) 201 W. CENTER COURT
(ADDRESS) SCHALMBURG, IL 60196-1096
ENERGY SUPPLY - CONTACT: DAVE SCHACHT
PHONE: 630-437-2129
COMPANY: COMED - OAKBROOK TERRACE

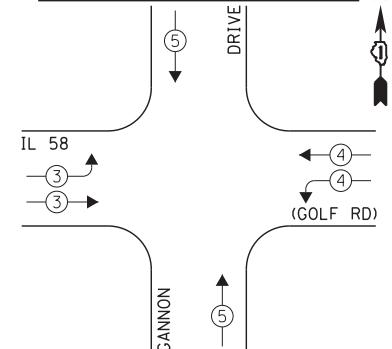
THE TRAFFIC SIGNAL CONTROL EQUIPMENT FOR THIS PROJECT SHALL BE "ECONOLITE" TO MATCH THE EXISTING ADJACENT SYSTEM.

EXISTING CONTROLLER SEQUENCE



EXISTING PHASE DESIGNATION DIAGRAM

EXISTING EMERGENCY VEHICLE PREEMPTION SEQUENCE



EXISTING EMERGENCY VEHICLE PREEMPTORS			
EMERGENCY VEHICLE PREEMPTOR	3	4	5
MOVEMENT	↔	↔	↕

FILE NAME = D160W38-038.dgn	USER NAME = gwhitten	DESIGNED - JRD	REVISED -
Default	PLOT SCALE = 1:20	DRAWN - GW3	REVISED -
	PLOT DATE = 5/9/2013	CHECKED - KLB	REVISED -
		DATE - 05/10/13	REVISED -

STATE OF ILLINOIS
DEPARTMENT OF TRANSPORTATION

SCHEDULE OF QUANTITIES, CABLE PLAN, PHASE DESIGNATION DIAGRAM, & EMERGENCY VEHICLE PREEMPTION SEQUENCE
IL 58 (GOLF RD) AT GANNON DRIVE

SCALE: SHEET OF SHEETS STA. TO STA.

F.A. RTE.	SECTION	COUNTY	TOTAL SHEETS	SHEET NO.
VAR	2013-007 TS	COOK	62	37
			CONTRACT NO. 60W38	
ILLINOIS FED. AID PROJECT				